



Usr: subplaneacion
Rep: rptEstadoPresupuestoEgresos_FF

Instituto Tecnológico Superior de Tepeaca
Estado de Puebla

Estado del Ejercicio del Presupuesto por Fuente de Financiamiento Al 31/dic/2019

Fecha y hora de Impresión | 16/ene/2020
03:20 p.m.

Objeto del Gasto	Fuente de Financiamiento	Aprobado	Ampliaciones / (Reducciones)	Presupuesto Vigente	Comprometido	Presupuesto Disponible para Comprometer	Devengado	Comprometido No Devengado	Presupuesto Sin Devengar	Ejercido	Pagado	Cuentas por Pagar Deuda
14	INGRESOS PROPIOS											
1000	SERVICIOS PERSONALES	\$0.00	\$149,084.88	\$149,084.88	\$0.00	\$149,084.88	\$0.00	\$0.00	\$149,084.88	\$0.00	\$0.00	\$0.00
1500	OTRAS PRESTACIONES SOCIALES Y ECONÓMICAS	\$0.00	\$149,084.88	\$149,084.88	\$0.00	\$149,084.88	\$0.00	\$0.00	\$149,084.88	\$0.00	\$0.00	\$0.00
1520	Indemnizaciones	\$0.00	\$149,084.88	\$149,084.88	\$0.00	\$149,084.88	\$0.00	\$0.00	\$149,084.88	\$0.00	\$0.00	\$0.00
1521	Indemnizaciones	\$0.00	\$149,084.88	\$149,084.88	\$0.00	\$149,084.88	\$0.00	\$0.00	\$149,084.88	\$0.00	\$0.00	\$0.00
2000	MATERIALES Y SUMINISTROS	\$50,000.00	\$1,075,216.60	\$1,125,216.60	\$958,595.06	\$166,621.54	\$958,595.06	\$0.00	\$166,621.54	\$958,595.06	\$958,595.06	\$0.00
2100	MATERIALES DE ADMINISTRACIÓN, EMISIÓN DE DOC	\$20,000.00	\$169,578.08	\$189,578.08	\$159,534.30	\$30,043.78	\$159,534.30	\$0.00	\$30,043.78	\$159,534.30	\$159,534.30	\$0.00
2110	Materiales, útiles y equipos menores de oficina	\$20,000.00	\$30,000.00	\$50,000.00	\$46,370.56	\$3,629.44	\$46,370.56	\$0.00	\$3,629.44	\$46,370.56	\$46,370.56	\$0.00
2111	Materiales, útiles y equipos menores de oficina	\$20,000.00	\$30,000.00	\$50,000.00	\$46,370.56	\$3,629.44	\$46,370.56	\$0.00	\$3,629.44	\$46,370.56	\$46,370.56	\$0.00
2150	Material impreso e información digital	\$0.00	\$49,908.88	\$49,908.88	\$49,908.88	\$0.00	\$49,908.88	\$0.00	\$0.00	\$49,908.88	\$49,908.88	\$0.00
2151	Material impreso e información digital	\$0.00	\$49,908.88	\$49,908.88	\$49,908.88	\$0.00	\$49,908.88	\$0.00	\$0.00	\$49,908.88	\$49,908.88	\$0.00
2160	Material de limpieza	\$0.00	\$29,977.53	\$29,977.53	\$29,977.53	\$0.00	\$29,977.53	\$0.00	\$0.00	\$29,977.53	\$29,977.53	\$0.00
2161	Material de limpieza	\$0.00	\$29,977.53	\$29,977.53	\$29,977.53	\$0.00	\$29,977.53	\$0.00	\$0.00	\$29,977.53	\$29,977.53	\$0.00
2170	Materiales y útiles de enseñanza	\$0.00	\$59,691.67	\$59,691.67	\$33,277.33	\$26,414.34	\$33,277.33	\$0.00	\$26,414.34	\$33,277.33	\$33,277.33	\$0.00
2171	Materiales y útiles de enseñanza	\$0.00	\$59,691.67	\$59,691.67	\$33,277.33	\$26,414.34	\$33,277.33	\$0.00	\$26,414.34	\$33,277.33	\$33,277.33	\$0.00
2400	MATERIALES Y ARTÍCULOS DE CONSTRUCCIÓN Y DE	\$0.00	\$70,151.97	\$70,151.97	\$51,095.71	\$19,056.26	\$51,095.71	\$0.00	\$19,056.26	\$51,095.71	\$51,095.71	\$0.00
2410	Productos minerales no metálicos	\$0.00	\$24,570.67	\$24,570.67	\$24,028.67	\$542.00	\$24,028.67	\$0.00	\$542.00	\$24,028.67	\$24,028.67	\$0.00
2411	Productos minerales no metálicos	\$0.00	\$24,570.67	\$24,570.67	\$24,028.67	\$542.00	\$24,028.67	\$0.00	\$542.00	\$24,028.67	\$24,028.67	\$0.00
2420	Cemento y productos de concreto	\$0.00	\$3,929.33	\$3,929.33	\$3,929.33	\$0.00	\$3,929.33	\$0.00	\$0.00	\$3,929.33	\$3,929.33	\$0.00
2421	Cemento y productos de concreto	\$0.00	\$3,929.33	\$3,929.33	\$3,929.33	\$0.00	\$3,929.33	\$0.00	\$0.00	\$3,929.33	\$3,929.33	\$0.00
2460	Material eléctrico y electrónico	\$0.00	\$35,000.00	\$35,000.00	\$18,725.71	\$16,274.29	\$18,725.71	\$0.00	\$16,274.29	\$18,725.71	\$18,725.71	\$0.00
2461	Material eléctrico y electrónico	\$0.00	\$35,000.00	\$35,000.00	\$18,725.71	\$16,274.29	\$18,725.71	\$0.00	\$16,274.29	\$18,725.71	\$18,725.71	\$0.00
2470	Artículos metálicos para la construcción	\$0.00	\$6,651.97	\$6,651.97	\$4,412.00	\$2,239.97	\$4,412.00	\$0.00	\$2,239.97	\$4,412.00	\$4,412.00	\$0.00
2471	Artículos metálicos para la construcción	\$0.00	\$6,651.97	\$6,651.97	\$4,412.00	\$2,239.97	\$4,412.00	\$0.00	\$2,239.97	\$4,412.00	\$4,412.00	\$0.00
2500	PRODUCTOS QUÍMICOS, FARMACÉUTICOS Y DE LABI	\$0.00	\$80,000.00	\$80,000.00	\$10,659.50	\$69,340.50	\$10,659.50	\$0.00	\$69,340.50	\$10,659.50	\$10,659.50	\$0.00
2510	Productos químicos básicos	\$0.00	\$45,000.00	\$45,000.00	\$10,659.50	\$34,340.50	\$10,659.50	\$0.00	\$34,340.50	\$10,659.50	\$10,659.50	\$0.00
2511	Productos químicos básicos	\$0.00	\$45,000.00	\$45,000.00	\$10,659.50	\$34,340.50	\$10,659.50	\$0.00	\$34,340.50	\$10,659.50	\$10,659.50	\$0.00
2590	Otros productos químicos	\$0.00	\$35,000.00	\$35,000.00	\$0.00	\$35,000.00	\$0.00	\$0.00	\$35,000.00	\$0.00	\$0.00	\$0.00
2591	Otros productos químicos	\$0.00	\$35,000.00	\$35,000.00	\$0.00	\$35,000.00	\$0.00	\$0.00	\$35,000.00	\$0.00	\$0.00	\$0.00
2700	VESTUARIO, BLANCOS, PRENDAS DE PROTECCIÓN Y	\$0.00	\$133,287.86	\$133,287.86	\$133,287.86	\$0.00	\$133,287.86	\$0.00	\$0.00	\$133,287.86	\$133,287.86	\$0.00



Utr: subplaneacion
Rep: rptEstadoPresupuestoEgresos_FF

Instituto Tecnológico Superior de Tepeaca Estado de Puebla

Estado del Ejercicio del Presupuesto por Fuente de Financiamiento Al 31/dic/2019

Fecha y hora de Impresión | 16/ene/2020
03:20 p.m.

Fuente de Financiamiento		Aprobado	Ampliaciones / (Reducciones)	Presupuesto Vigente	Comprometido	Presupuesto Disponible para Comprometer	Devengado	Comprometido No Devengado	Presupuesto Sin Devengar	Ejercido	Pagado	Cuentas por Pagar Deuda
Objeto	Gasto											
2710	Vestuario y uniformes	\$0.00	\$99,999.86	\$99,999.86	\$99,999.86	\$0.00	\$99,999.86	\$0.00	\$0.00	\$99,999.86	\$99,999.86	\$0.00
2711	Vestuario y uniformes	\$0.00	\$99,999.86	\$99,999.86	\$99,999.86	\$0.00	\$99,999.86	\$0.00	\$0.00	\$99,999.86	\$99,999.86	\$0.00
2720	Prendas de seguridad y protección personal	\$0.00	\$33,288.00	\$33,288.00	\$33,288.00	\$0.00	\$33,288.00	\$0.00	\$0.00	\$33,288.00	\$33,288.00	\$0.00
2721	Prendas de seguridad y protección personal	\$0.00	\$33,288.00	\$33,288.00	\$33,288.00	\$0.00	\$33,288.00	\$0.00	\$0.00	\$33,288.00	\$33,288.00	\$0.00
2900	HERRAMIENTAS, REFACCIONES Y ACCESORIOS MEN	\$30,000.00	\$622,198.69	\$652,198.69	\$604,017.69	\$48,181.00	\$604,017.69	\$0.00	\$48,181.00	\$604,017.69	\$604,017.69	\$0.00
2910	Herramientas menores	\$0.00	\$48,181.00	\$48,181.00	\$0.00	\$48,181.00	\$0.00	\$0.00	\$48,181.00	\$0.00	\$0.00	\$0.00
2911	Herramientas menores	\$0.00	\$48,181.00	\$48,181.00	\$0.00	\$48,181.00	\$0.00	\$0.00	\$48,181.00	\$0.00	\$0.00	\$0.00
2940	Refacciones y accesorios menores de equipo de cómput	\$30,000.00	\$574,017.69	\$604,017.69	\$604,017.69	\$0.00	\$604,017.69	\$0.00	\$0.00	\$604,017.69	\$604,017.69	\$0.00
2941	Refacciones y accesorios menores de equipo de cómput	\$30,000.00	\$574,017.69	\$604,017.69	\$604,017.69	\$0.00	\$604,017.69	\$0.00	\$0.00	\$604,017.69	\$604,017.69	\$0.00
3000	SERVICIOS GENERALES	\$225,000.00	\$3,445,943.41	\$3,670,943.41	\$2,660,117.60	\$1,010,825.81	\$2,660,117.60	\$0.00	\$1,010,825.81	\$2,660,117.60	\$2,660,117.60	\$0.00
3200	SERVICIOS DE ARRENDAMIENTO	\$0.00	\$29,928.00	\$29,928.00	\$27,528.00	\$2,400.00	\$27,528.00	\$0.00	\$2,400.00	\$27,528.00	\$27,528.00	\$0.00
3260	Arrendamiento de maquinaria, otros equipos y herramient	\$0.00	\$12,528.00	\$12,528.00	\$12,528.00	\$0.00	\$12,528.00	\$0.00	\$0.00	\$12,528.00	\$12,528.00	\$0.00
3261	Arrendamiento de maquinaria, otros equipos y herramient	\$0.00	\$12,528.00	\$12,528.00	\$12,528.00	\$0.00	\$12,528.00	\$0.00	\$0.00	\$12,528.00	\$12,528.00	\$0.00
3270	Arrendamiento de activos intangibles	\$0.00	\$17,400.00	\$17,400.00	\$15,000.00	\$2,400.00	\$15,000.00	\$0.00	\$2,400.00	\$15,000.00	\$15,000.00	\$0.00
3271	Arrendamiento de activos intangibles	\$0.00	\$17,400.00	\$17,400.00	\$15,000.00	\$2,400.00	\$15,000.00	\$0.00	\$2,400.00	\$15,000.00	\$15,000.00	\$0.00
3300	SERVICIOS PROFESIONALES, CIENTÍFICOS, TÉCNICO	\$25,000.00	\$3,366,562.21	\$3,391,562.21	\$2,483,546.66	\$908,015.55	\$2,483,546.66	\$0.00	\$908,015.55	\$2,483,546.66	\$2,483,546.66	\$0.00
3340	Servicios de capacitación	\$0.00	\$3,254,682.21	\$3,254,682.21	\$2,346,666.66	\$908,015.55	\$2,346,666.66	\$0.00	\$908,015.55	\$2,346,666.66	\$2,346,666.66	\$0.00
3341	Servicios de capacitación	\$0.00	\$3,254,682.21	\$3,254,682.21	\$2,346,666.66	\$908,015.55	\$2,346,666.66	\$0.00	\$908,015.55	\$2,346,666.66	\$2,346,666.66	\$0.00
3350	Servicios de investigación científica y desarrollo	\$0.00	\$136,880.00	\$136,880.00	\$136,880.00	\$0.00	\$136,880.00	\$0.00	\$0.00	\$136,880.00	\$136,880.00	\$0.00
3351	Servicios de investigación científica y desarrollo	\$0.00	\$136,880.00	\$136,880.00	\$136,880.00	\$0.00	\$136,880.00	\$0.00	\$0.00	\$136,880.00	\$136,880.00	\$0.00
3360	Servicios de apoyo administrativo, fotocopiado e impresió	\$25,000.00	-\$25,000.00	\$0.00	\$0.00	\$0.00	\$0.00	\$0.00	\$0.00	\$0.00	\$0.00	\$0.00
3361	Servicios de apoyo administrativo, fotocopiado e impresió	\$25,000.00	-\$25,000.00	\$0.00	\$0.00	\$0.00	\$0.00	\$0.00	\$0.00	\$0.00	\$0.00	\$0.00
3400	SERVICIOS FINANCIEROS, BANCARIOS Y COMERCIAI	\$5,000.00	-\$2,270.80	\$2,729.20	\$256.36	\$2,472.84	\$256.36	\$0.00	\$2,472.84	\$256.36	\$256.36	\$0.00
3410	Servicios financieros y bancarios	\$5,000.00	-\$3,000.00	\$2,000.00	\$256.36	\$1,743.64	\$256.36	\$0.00	\$1,743.64	\$256.36	\$256.36	\$0.00
3411	Servicios financieros y bancarios	\$5,000.00	-\$3,000.00	\$2,000.00	\$256.36	\$1,743.64	\$256.36	\$0.00	\$1,743.64	\$256.36	\$256.36	\$0.00
3470	Fletes y maniobras	\$0.00	\$729.20	\$729.20	\$0.00	\$729.20	\$0.00	\$0.00	\$729.20	\$0.00	\$0.00	\$0.00
3471	Fletes y maniobras	\$0.00	\$729.20	\$729.20	\$0.00	\$729.20	\$0.00	\$0.00	\$729.20	\$0.00	\$0.00	\$0.00
3500	SERVICIOS DE INSTALACIÓN, REPARACIÓN, MANTEN	\$0.00	\$13,224.00	\$13,224.00	\$13,224.00	\$0.00	\$13,224.00	\$0.00	\$0.00	\$13,224.00	\$13,224.00	\$0.00
3580	Servicios de limpieza y manejo de desechos	\$0.00	\$13,224.00	\$13,224.00	\$13,224.00	\$0.00	\$13,224.00	\$0.00	\$0.00	\$13,224.00	\$13,224.00	\$0.00
3581	Servicios de limpieza y manejo de desechos	\$0.00	\$13,224.00	\$13,224.00	\$13,224.00	\$0.00	\$13,224.00	\$0.00	\$0.00	\$13,224.00	\$13,224.00	\$0.00
3800	SERVICIOS OFICIALES	\$0.00	\$126,500.00	\$126,500.00	\$95,118.00	\$31,382.00	\$95,118.00	\$0.00	\$31,382.00	\$95,118.00	\$95,118.00	\$0.00



Usr: subplaneacion
Rep: rptEstadoPresupuestoEgresos_FF

Instituto Tecnológico Superior de Tepeaca
Estado de Puebla

Estado del Ejercicio del Presupuesto por Fuente de Financiamiento Al 31/dic/2019

Fecha y hora de Impresión | 16/ene/2020
03:20 p.m.

Fuente de Financiamiento		Aprobado	Ampliaciones / (Reducciones)	Presupuesto Vigente	Comprometido	Presupuesto Disponble para Comprometer	Devengado	Comprometido No Devengado	Presupuesto Sin Devengar	Ejercido	Pagado	Cuentas por Pagar Deuda
Objeto	Gasto											
3820	Gastos de orden social y cultural	\$0.00	\$126,500.00	\$126,500.00	\$95,118.00	\$31,382.00	\$95,118.00	\$0.00	\$31,382.00	\$95,118.00	\$95,118.00	\$0.00
3821	Gastos de orden social y cultural	\$0.00	\$126,500.00	\$126,500.00	\$95,118.00	\$31,382.00	\$95,118.00	\$0.00	\$31,382.00	\$95,118.00	\$95,118.00	\$0.00
3900	OTROS SERVICIOS GENERALES	\$195,000.00	-\$88,000.00	\$107,000.00	\$40,444.58	\$66,555.42	\$40,444.58	\$0.00	\$66,555.42	\$40,444.58	\$40,444.58	\$0.00
3920	Impuestos y derechos	\$70,000.00	\$0.00	\$70,000.00	\$27,060.00	\$42,940.00	\$27,060.00	\$0.00	\$42,940.00	\$27,060.00	\$27,060.00	\$0.00
3921	Impuestos y derechos	\$70,000.00	\$0.00	\$70,000.00	\$27,060.00	\$42,940.00	\$27,060.00	\$0.00	\$42,940.00	\$27,060.00	\$27,060.00	\$0.00
3990	Otros servicios generales	\$125,000.00	-\$88,000.00	\$37,000.00	\$13,384.58	\$23,615.42	\$13,384.58	\$0.00	\$23,615.42	\$13,384.58	\$13,384.58	\$0.00
3991	Otros servicios generales	\$125,000.00	-\$88,000.00	\$37,000.00	\$13,384.58	\$23,615.42	\$13,384.58	\$0.00	\$23,615.42	\$13,384.58	\$13,384.58	\$0.00
5000	BIENES MUEBLES, INMUEBLES E INTANGIBLE:	\$0.00	\$490,697.05	\$490,697.05	\$436,290.01	\$54,407.04	\$436,290.01	\$0.00	\$54,407.04	\$436,290.01	\$436,290.01	\$0.00
5100	MOBILIARIO Y EQUIPO DE ADMINISTRACIÓN	\$0.00	\$131,000.00	\$131,000.00	\$130,999.96	\$0.04	\$130,999.96	\$0.00	\$0.04	\$130,999.96	\$130,999.96	\$0.00
5150	Equipo de cómputo y de tecnología de la información	\$0.00	\$131,000.00	\$131,000.00	\$130,999.96	\$0.04	\$130,999.96	\$0.00	\$0.04	\$130,999.96	\$130,999.96	\$0.00
5151	Equipo de cómputo y de tecnología de la información	\$0.00	\$131,000.00	\$131,000.00	\$130,999.96	\$0.04	\$130,999.96	\$0.00	\$0.04	\$130,999.96	\$130,999.96	\$0.00
5300	EQUIPO E INSTRUMENTAL MÉDICO Y DE LABORATOF	\$0.00	\$316,890.05	\$316,890.05	\$305,290.05	\$11,600.00	\$305,290.05	\$0.00	\$11,600.00	\$305,290.05	\$305,290.05	\$0.00
5310	Equipo médico y de laboratorio	\$0.00	\$13,688.00	\$13,688.00	\$13,688.00	\$0.00	\$13,688.00	\$0.00	\$0.00	\$13,688.00	\$13,688.00	\$0.00
5311	Equipo médico y de laboratorio	\$0.00	\$13,688.00	\$13,688.00	\$13,688.00	\$0.00	\$13,688.00	\$0.00	\$0.00	\$13,688.00	\$13,688.00	\$0.00
5320	Instrumental médico y de laboratorio	\$0.00	\$303,202.05	\$303,202.05	\$291,602.05	\$11,600.00	\$291,602.05	\$0.00	\$11,600.00	\$291,602.05	\$291,602.05	\$0.00
5321	Instrumental médico y de laboratorio	\$0.00	\$303,202.05	\$303,202.05	\$291,602.05	\$11,600.00	\$291,602.05	\$0.00	\$11,600.00	\$291,602.05	\$291,602.05	\$0.00
5600	MAQUINARIA, OTROS EQUIPOS Y HERRAMIENTAS	\$0.00	\$42,807.00	\$42,807.00	\$0.00	\$42,807.00	\$0.00	\$0.00	\$42,807.00	\$0.00	\$0.00	\$0.00
5670	Herramientas y máquinas-herramienta	\$0.00	\$37,475.46	\$37,475.46	\$0.00	\$37,475.46	\$0.00	\$0.00	\$37,475.46	\$0.00	\$0.00	\$0.00
5671	Herramientas y máquinas-herramienta	\$0.00	\$37,475.46	\$37,475.46	\$0.00	\$37,475.46	\$0.00	\$0.00	\$37,475.46	\$0.00	\$0.00	\$0.00
5690	Otros equipos	\$0.00	\$5,331.54	\$5,331.54	\$0.00	\$5,331.54	\$0.00	\$0.00	\$5,331.54	\$0.00	\$0.00	\$0.00
5691	Otros equipos	\$0.00	\$5,331.54	\$5,331.54	\$0.00	\$5,331.54	\$0.00	\$0.00	\$5,331.54	\$0.00	\$0.00	\$0.00
INGRESOS PROPIOS		\$275,000.00	\$5,160,941.94	\$5,435,941.94	\$4,055,002.67	\$1,380,939.27	\$4,055,002.67	\$0.00	\$1,380,939.27	\$4,055,002.67	\$4,055,002.67	\$0.00
15 FEDERAL												
1000	SERVICIOS PERSONALES	\$14,646,098.26	\$1,880,271.92	\$16,526,370.18	\$16,526,370.18	\$0.00	\$16,526,370.18	\$0.00	\$0.00	\$16,526,370.18	\$16,323,210.01	\$203,160.17
1100	REMUNERACIONES AL PERSONAL DE CARÁCTER PE	\$8,821,336.66	\$1,476,604.32	\$10,297,940.98	\$10,297,940.98	\$0.00	\$10,297,940.98	\$0.00	\$0.00	\$10,297,940.98	\$10,297,940.98	\$0.00
1130	Sueldos base al personal permanente	\$8,821,336.66	\$1,476,604.32	\$10,297,940.98	\$10,297,940.98	\$0.00	\$10,297,940.98	\$0.00	\$0.00	\$10,297,940.98	\$10,297,940.98	\$0.00
1131	Sueldo Base al Personal de Base	\$8,821,336.66	\$1,476,604.32	\$10,297,940.98	\$10,297,940.98	\$0.00	\$10,297,940.98	\$0.00	\$0.00	\$10,297,940.98	\$10,297,940.98	\$0.00
1300	REMUNERACIONES ADICIONALES Y ESPECIALES	\$2,128,973.41	\$127,829.57	\$2,256,802.98	\$2,256,802.98	\$0.00	\$2,256,802.98	\$0.00	\$0.00	\$2,256,802.98	\$2,256,802.98	\$0.00
1310	Primas por años de servicios efectivos prestados	\$300,873.36	\$78,353.02	\$379,226.38	\$379,226.38	\$0.00	\$379,226.38	\$0.00	\$0.00	\$379,226.38	\$379,226.38	\$0.00
1311	Primas por años de servicios efectivos prestados	\$300,873.36	\$78,353.02	\$379,226.38	\$379,226.38	\$0.00	\$379,226.38	\$0.00	\$0.00	\$379,226.38	\$379,226.38	\$0.00



Usr: subplaneacion
Rep: rptEstadoPresupuestoEgresos_FF

Instituto Tecnológico Superior de Tepeaca Estado de Puebla

Estado del Ejercicio del Presupuesto por Fuente de Financiamiento Al 31/dic/2019

Fecha y hora de Impresión | 16/ene/2020
03:20 p.m.

Fuente de Financiamiento		Aprobado	Ampliaciones / (Reducciones)	Presupuesto Vigente	Comprometido	Presupuesto Disponible para Comprometer	Devengado	Comprometido No Devengado	Presupuesto Sin Devengar	Ejercido	Pagado	Cuentas por Pagar Deuda
Objeto	del Gasto											
1320	Primas de vacaciones, dominical y gratificación de fin de :	\$1,828,100.05	\$49,476.55	\$1,877,576.60	\$1,877,576.60	\$0.00	\$1,877,576.60	\$0.00	\$0.00	\$1,877,576.60	\$1,877,576.60	\$0.00
1321	Primas de vacaciones y Dominical	\$677,475.02	\$26,424.51	\$703,899.53	\$703,899.53	\$0.00	\$703,899.53	\$0.00	\$0.00	\$703,899.53	\$703,899.53	\$0.00
1322	Gratificación de fin de año	\$1,150,625.03	\$23,052.04	\$1,173,677.07	\$1,173,677.07	\$0.00	\$1,173,677.07	\$0.00	\$0.00	\$1,173,677.07	\$1,173,677.07	\$0.00
1400	SEGURIDAD SOCIAL	\$2,619,407.07	\$187,051.36	\$2,806,458.43	\$2,806,458.43	\$0.00	\$2,806,458.43	\$0.00	\$0.00	\$2,806,458.43	\$2,603,298.26	\$203,160.17
1410	Aportaciones de seguridad social	\$2,303,525.58	\$130,792.34	\$2,434,317.92	\$2,434,317.92	\$0.00	\$2,434,317.92	\$0.00	\$0.00	\$2,434,317.92	\$2,434,317.92	\$0.00
1411	Aportaciones de seguridad social	\$2,303,525.58	\$130,792.34	\$2,434,317.92	\$2,434,317.92	\$0.00	\$2,434,317.92	\$0.00	\$0.00	\$2,434,317.92	\$2,434,317.92	\$0.00
1420	Aportaciones a fondos de vivienda	\$120,378.86	\$18,576.26	\$138,955.12	\$138,955.12	\$0.00	\$138,955.12	\$0.00	\$0.00	\$138,955.12	\$138,955.12	\$0.00
1421	Aportaciones a fondos de vivienda	\$120,378.86	\$18,576.26	\$138,955.12	\$138,955.12	\$0.00	\$138,955.12	\$0.00	\$0.00	\$138,955.12	\$138,955.12	\$0.00
1430	Aportaciones al sistema para el retiro	\$195,502.63	\$37,682.76	\$233,185.39	\$233,185.39	\$0.00	\$233,185.39	\$0.00	\$0.00	\$233,185.39	\$30,025.22	\$203,160.17
1431	Aportaciones al sistema para el retiro	\$195,502.63	\$37,682.76	\$233,185.39	\$233,185.39	\$0.00	\$233,185.39	\$0.00	\$0.00	\$233,185.39	\$30,025.22	\$203,160.17
1500	OTRAS PRESTACIONES SOCIALES Y ECONÓMICAS	\$974,257.82	\$107,739.17	\$1,081,996.99	\$1,081,996.99	\$0.00	\$1,081,996.99	\$0.00	\$0.00	\$1,081,996.99	\$1,081,996.99	\$0.00
1520	Indemnizaciones	\$100,000.00	-\$100,000.00	\$0.00	\$0.00	\$0.00	\$0.00	\$0.00	\$0.00	\$0.00	\$0.00	\$0.00
1521	Indemnizaciones	\$100,000.00	-\$100,000.00	\$0.00	\$0.00	\$0.00	\$0.00	\$0.00	\$0.00	\$0.00	\$0.00	\$0.00
1590	Otras prestaciones sociales y económicas	\$874,257.82	\$207,739.17	\$1,081,996.99	\$1,081,996.99	\$0.00	\$1,081,996.99	\$0.00	\$0.00	\$1,081,996.99	\$1,081,996.99	\$0.00
1591	Otras prestaciones sociales y económicas	\$874,257.82	\$207,739.17	\$1,081,996.99	\$1,081,996.99	\$0.00	\$1,081,996.99	\$0.00	\$0.00	\$1,081,996.99	\$1,081,996.99	\$0.00
1700	PAGO DE ESTÍMULOS A SERVIDORES PÚBLICOS	\$102,123.30	-\$18,952.50	\$83,170.80	\$83,170.80	\$0.00	\$83,170.80	\$0.00	\$0.00	\$83,170.80	\$83,170.80	\$0.00
1710	Estímulos	\$102,123.30	-\$18,952.50	\$83,170.80	\$83,170.80	\$0.00	\$83,170.80	\$0.00	\$0.00	\$83,170.80	\$83,170.80	\$0.00
1711	Estímulos	\$102,123.30	-\$18,952.50	\$83,170.80	\$83,170.80	\$0.00	\$83,170.80	\$0.00	\$0.00	\$83,170.80	\$83,170.80	\$0.00
2000	MATERIALES Y SUMINISTROS	\$1,808,993.04	-\$42,325.81	\$1,766,667.23	\$1,766,667.23	\$0.00	\$1,766,667.23	\$0.00	\$0.00	\$1,766,667.23	\$1,766,667.23	\$0.00
2100	MATERIALES DE ADMINISTRACIÓN, EMISIÓN DE DOC	\$621,297.36	-\$76,590.82	\$544,706.54	\$544,706.54	\$0.00	\$544,706.54	\$0.00	\$0.00	\$544,706.54	\$544,706.54	\$0.00
2110	Materiales, útiles y equipos menores de oficina	\$93,017.22	\$48,665.94	\$141,683.16	\$141,683.16	\$0.00	\$141,683.16	\$0.00	\$0.00	\$141,683.16	\$141,683.16	\$0.00
2111	Materiales, útiles y equipos menores de oficina	\$93,017.22	\$48,665.94	\$141,683.16	\$141,683.16	\$0.00	\$141,683.16	\$0.00	\$0.00	\$141,683.16	\$141,683.16	\$0.00
2120	Materiales y útiles de impresión y reproducción	\$39,199.36	-\$9,340.96	\$29,858.40	\$29,858.40	\$0.00	\$29,858.40	\$0.00	\$0.00	\$29,858.40	\$29,858.40	\$0.00
2121	Materiales y útiles de impresión y reproducción	\$39,199.36	-\$9,340.96	\$29,858.40	\$29,858.40	\$0.00	\$29,858.40	\$0.00	\$0.00	\$29,858.40	\$29,858.40	\$0.00
2140	Materiales, útiles y equipos menores de tecnologías de la	\$135,000.00	-\$80,632.50	\$54,367.50	\$54,367.50	\$0.00	\$54,367.50	\$0.00	\$0.00	\$54,367.50	\$54,367.50	\$0.00
2141	Materiales, útiles y equipos menores de tecnologías de la	\$135,000.00	-\$80,632.50	\$54,367.50	\$54,367.50	\$0.00	\$54,367.50	\$0.00	\$0.00	\$54,367.50	\$54,367.50	\$0.00
2150	Material impreso e información digital	\$61,200.00	-\$29,880.00	\$31,320.00	\$31,320.00	\$0.00	\$31,320.00	\$0.00	\$0.00	\$31,320.00	\$31,320.00	\$0.00
2151	Material impreso e información digital	\$61,200.00	-\$29,880.00	\$31,320.00	\$31,320.00	\$0.00	\$31,320.00	\$0.00	\$0.00	\$31,320.00	\$31,320.00	\$0.00
2160	Material de limpieza	\$117,880.78	\$8,102.66	\$125,983.44	\$125,983.44	\$0.00	\$125,983.44	\$0.00	\$0.00	\$125,983.44	\$125,983.44	\$0.00
2161	Material de limpieza	\$117,880.78	\$8,102.66	\$125,983.44	\$125,983.44	\$0.00	\$125,983.44	\$0.00	\$0.00	\$125,983.44	\$125,983.44	\$0.00
2170	Materiales y útiles de enseñanza	\$150,000.00	\$10,914.04	\$160,914.04	\$160,914.04	\$0.00	\$160,914.04	\$0.00	\$0.00	\$160,914.04	\$160,914.04	\$0.00



Utr: subplaneacion
Rep: rptEstadoPresupuestoEgresos_FF

Instituto Tecnológico Superior de Tepeaca Estado de Puebla

Estado del Ejercicio del Presupuesto por Fuente de Financiamiento Al 31/dic/2019

Fecha y hora de Impresión | 16/ene/2020
03:20 p.m.

Fuente de Financiamiento		Aprobado	Ampliaciones / (Reducciones)	Presupuesto Vigente	Comprometido	Presupuesto Disponible para Comprometer	Devengado	Comprometido No Devengado	Presupuesto Sin Devengar	Ejercido	Pagado	Cuentas por Pagar Deuda
Objeto	del Gasto											
2171	Materiales y útiles de enseñanza	\$150,000.00	\$10,914.04	\$160,914.04	\$160,914.04	\$0.00	\$160,914.04	\$0.00	\$0.00	\$160,914.04	\$160,914.04	\$0.00
2180	Materiales para el registro e identificación de bienes y per	\$25,000.00	-\$24,420.00	\$580.00	\$580.00	\$0.00	\$580.00	\$0.00	\$0.00	\$580.00	\$580.00	\$0.00
2181	Materiales para el registro e identificación de bienes y per	\$25,000.00	-\$24,420.00	\$580.00	\$580.00	\$0.00	\$580.00	\$0.00	\$0.00	\$580.00	\$580.00	\$0.00
2200	ALIMENTOS Y UTENSILIOS	\$175,000.00	\$5,621.13	\$180,621.13	\$180,621.13	\$0.00	\$180,621.13	\$0.00	\$0.00	\$180,621.13	\$180,621.13	\$0.00
2210	Productos alimenticios para personas	\$125,000.00	\$52,588.42	\$177,588.42	\$177,588.42	\$0.00	\$177,588.42	\$0.00	\$0.00	\$177,588.42	\$177,588.42	\$0.00
2211	Productos alimenticios para personas	\$125,000.00	\$52,588.42	\$177,588.42	\$177,588.42	\$0.00	\$177,588.42	\$0.00	\$0.00	\$177,588.42	\$177,588.42	\$0.00
2230	Utensilios para el servicio de alimentación	\$50,000.00	-\$46,967.29	\$3,032.71	\$3,032.71	\$0.00	\$3,032.71	\$0.00	\$0.00	\$3,032.71	\$3,032.71	\$0.00
2231	Utensilios para el servicio de alimentación	\$50,000.00	-\$46,967.29	\$3,032.71	\$3,032.71	\$0.00	\$3,032.71	\$0.00	\$0.00	\$3,032.71	\$3,032.71	\$0.00
2300	MATERIAS PRIMAS Y MATERIALES DE PRODUCCIÓN	\$0.00	\$1,499.70	\$1,499.70	\$1,499.70	\$0.00	\$1,499.70	\$0.00	\$0.00	\$1,499.70	\$1,499.70	\$0.00
2370	Productos de cuero, piel, plástico y hule adquiridos como	\$0.00	\$1,499.70	\$1,499.70	\$1,499.70	\$0.00	\$1,499.70	\$0.00	\$0.00	\$1,499.70	\$1,499.70	\$0.00
2371	Productos de cuero, piel, plástico y hule adquiridos como	\$0.00	\$1,499.70	\$1,499.70	\$1,499.70	\$0.00	\$1,499.70	\$0.00	\$0.00	\$1,499.70	\$1,499.70	\$0.00
2400	MATERIALES Y ARTÍCULOS DE CONSTRUCCIÓN Y DE	\$281,592.72	\$24,355.04	\$305,947.76	\$305,947.76	\$0.00	\$305,947.76	\$0.00	\$0.00	\$305,947.76	\$305,947.76	\$0.00
2410	Productos minerales no metálicos	\$73,817.52	-\$59,800.15	\$14,017.37	\$14,017.37	\$0.00	\$14,017.37	\$0.00	\$0.00	\$14,017.37	\$14,017.37	\$0.00
2411	Productos minerales no metálicos	\$73,817.52	-\$59,800.15	\$14,017.37	\$14,017.37	\$0.00	\$14,017.37	\$0.00	\$0.00	\$14,017.37	\$14,017.37	\$0.00
2420	Cemento y productos de concreto	\$45,000.00	-\$33,237.02	\$11,762.98	\$11,762.98	\$0.00	\$11,762.98	\$0.00	\$0.00	\$11,762.98	\$11,762.98	\$0.00
2421	Cemento y productos de concreto	\$45,000.00	-\$33,237.02	\$11,762.98	\$11,762.98	\$0.00	\$11,762.98	\$0.00	\$0.00	\$11,762.98	\$11,762.98	\$0.00
2430	Cal, yeso y productos de yeso	\$11,610.00	-\$10,384.97	\$1,225.03	\$1,225.03	\$0.00	\$1,225.03	\$0.00	\$0.00	\$1,225.03	\$1,225.03	\$0.00
2431	Cal, yeso y productos de yeso	\$11,610.00	-\$10,384.97	\$1,225.03	\$1,225.03	\$0.00	\$1,225.03	\$0.00	\$0.00	\$1,225.03	\$1,225.03	\$0.00
2440	Madera y productos de madera	\$31,945.20	\$8,468.47	\$40,413.67	\$40,413.67	\$0.00	\$40,413.67	\$0.00	\$0.00	\$40,413.67	\$40,413.67	\$0.00
2441	Madera y productos de madera	\$31,945.20	\$8,468.47	\$40,413.67	\$40,413.67	\$0.00	\$40,413.67	\$0.00	\$0.00	\$40,413.67	\$40,413.67	\$0.00
2450	Vidrio y productos de vidrio	\$2,000.00	-\$1,826.00	\$174.00	\$174.00	\$0.00	\$174.00	\$0.00	\$0.00	\$174.00	\$174.00	\$0.00
2451	Vidrio y productos de vidrio	\$2,000.00	-\$1,826.00	\$174.00	\$174.00	\$0.00	\$174.00	\$0.00	\$0.00	\$174.00	\$174.00	\$0.00
2460	Material eléctrico y electrónico	\$56,000.00	-\$2,804.75	\$53,195.25	\$53,195.25	\$0.00	\$53,195.25	\$0.00	\$0.00	\$53,195.25	\$53,195.25	\$0.00
2461	Material eléctrico y electrónico	\$56,000.00	-\$2,804.75	\$53,195.25	\$53,195.25	\$0.00	\$53,195.25	\$0.00	\$0.00	\$53,195.25	\$53,195.25	\$0.00
2470	Artículos metálicos para la construcción	\$35,000.00	\$25,665.31	\$60,665.31	\$60,665.31	\$0.00	\$60,665.31	\$0.00	\$0.00	\$60,665.31	\$60,665.31	\$0.00
2471	Artículos metálicos para la construcción	\$35,000.00	\$25,665.31	\$60,665.31	\$60,665.31	\$0.00	\$60,665.31	\$0.00	\$0.00	\$60,665.31	\$60,665.31	\$0.00
2480	Materiales complementarios	\$19,700.00	-\$11,900.52	\$7,799.48	\$7,799.48	\$0.00	\$7,799.48	\$0.00	\$0.00	\$7,799.48	\$7,799.48	\$0.00
2481	Materiales complementarios	\$19,700.00	-\$11,900.52	\$7,799.48	\$7,799.48	\$0.00	\$7,799.48	\$0.00	\$0.00	\$7,799.48	\$7,799.48	\$0.00
2490	Otros materiales y artículos de construcción y reparación	\$6,520.00	\$110,174.67	\$116,694.67	\$116,694.67	\$0.00	\$116,694.67	\$0.00	\$0.00	\$116,694.67	\$116,694.67	\$0.00
2491	Otros materiales y artículos de construcción y reparación	\$6,520.00	\$110,174.67	\$116,694.67	\$116,694.67	\$0.00	\$116,694.67	\$0.00	\$0.00	\$116,694.67	\$116,694.67	\$0.00
2500	PRODUCTOS QUÍMICOS, FARMACÉUTICOS Y DE LABI	\$227,094.69	-\$151,068.59	\$76,026.10	\$76,026.10	\$0.00	\$76,026.10	\$0.00	\$0.00	\$76,026.10	\$76,026.10	\$0.00



Utr: subplaneacion
Rep: rptEstadoPresupuestoEgresos_FF

Instituto Tecnológico Superior de Tepeaca Estado de Puebla

Estado del Ejercicio del Presupuesto por Fuente de Financiamiento Al 31/dic/2019

Fecha y hora de Impresión | 16/ene/2020
03:20 p.m.

Fuente de Financiamiento		Aprobado	Ampliaciones / (Reducciones)	Presupuesto Vigente	Comprometido	Presupuesto Disponible para Comprometer	Devengado	Comprometido No Devengado	Presupuesto Sin Devengar	Ejercido	Pagado	Cuentas por Pagar Deuda
Objeto	del Gasto											
2510	Productos químicos básicos	\$39,310.00	-\$9,575.49	\$29,734.51	\$29,734.51	\$0.00	\$29,734.51	\$0.00	\$0.00	\$29,734.51	\$29,734.51	\$0.00
2511	Productos químicos básicos	\$39,310.00	-\$9,575.49	\$29,734.51	\$29,734.51	\$0.00	\$29,734.51	\$0.00	\$0.00	\$29,734.51	\$29,734.51	\$0.00
2520	Fertilizantes, pesticidas y otros agroquímicos	\$24,457.00	-\$12,280.99	\$12,176.01	\$12,176.01	\$0.00	\$12,176.01	\$0.00	\$0.00	\$12,176.01	\$12,176.01	\$0.00
2521	Fertilizantes, pesticidas y otros agroquímicos	\$24,457.00	-\$12,280.99	\$12,176.01	\$12,176.01	\$0.00	\$12,176.01	\$0.00	\$0.00	\$12,176.01	\$12,176.01	\$0.00
2530	Medicinas y productos farmacéuticos	\$27,391.00	-\$27,040.99	\$350.01	\$350.01	\$0.00	\$350.01	\$0.00	\$0.00	\$350.01	\$350.01	\$0.00
2531	Medicinas y productos farmacéuticos	\$27,391.00	-\$27,040.99	\$350.01	\$350.01	\$0.00	\$350.01	\$0.00	\$0.00	\$350.01	\$350.01	\$0.00
2540	Materiales, accesorios y suministros médicos	\$11,325.00	-\$10,053.72	\$1,271.28	\$1,271.28	\$0.00	\$1,271.28	\$0.00	\$0.00	\$1,271.28	\$1,271.28	\$0.00
2541	Materiales, accesorios y suministros médicos	\$11,325.00	-\$10,053.72	\$1,271.28	\$1,271.28	\$0.00	\$1,271.28	\$0.00	\$0.00	\$1,271.28	\$1,271.28	\$0.00
2550	Materiales, accesorios y suministros de laboratorio	\$55,871.69	-\$38,117.69	\$17,754.00	\$17,754.00	\$0.00	\$17,754.00	\$0.00	\$0.00	\$17,754.00	\$17,754.00	\$0.00
2551	Materiales, accesorios y suministros de laboratorio	\$55,871.69	-\$38,117.69	\$17,754.00	\$17,754.00	\$0.00	\$17,754.00	\$0.00	\$0.00	\$17,754.00	\$17,754.00	\$0.00
2560	Fibras sintéticas, hules, plásticos y derivados	\$15,740.00	-\$4,637.62	\$11,102.38	\$11,102.38	\$0.00	\$11,102.38	\$0.00	\$0.00	\$11,102.38	\$11,102.38	\$0.00
2561	Fibras sintéticas, hules, plásticos y derivados	\$15,740.00	-\$4,637.62	\$11,102.38	\$11,102.38	\$0.00	\$11,102.38	\$0.00	\$0.00	\$11,102.38	\$11,102.38	\$0.00
2590	Otros productos químicos	\$53,000.00	-\$49,362.09	\$3,637.91	\$3,637.91	\$0.00	\$3,637.91	\$0.00	\$0.00	\$3,637.91	\$3,637.91	\$0.00
2591	Otros productos químicos	\$53,000.00	-\$49,362.09	\$3,637.91	\$3,637.91	\$0.00	\$3,637.91	\$0.00	\$0.00	\$3,637.91	\$3,637.91	\$0.00
2600	COMBUSTIBLES, LUBRICANTES Y ADITIVOS	\$139,250.00	\$270,449.30	\$409,699.30	\$409,699.30	\$0.00	\$409,699.30	\$0.00	\$0.00	\$409,699.30	\$409,699.30	\$0.00
2610	Combustibles, lubricantes y aditivos	\$139,250.00	\$270,449.30	\$409,699.30	\$409,699.30	\$0.00	\$409,699.30	\$0.00	\$0.00	\$409,699.30	\$409,699.30	\$0.00
2611	Combustibles	\$125,000.00	\$281,004.30	\$406,004.30	\$406,004.30	\$0.00	\$406,004.30	\$0.00	\$0.00	\$406,004.30	\$406,004.30	\$0.00
2612	Lubricantes y Aditivos	\$14,250.00	-\$10,555.00	\$3,695.00	\$3,695.00	\$0.00	\$3,695.00	\$0.00	\$0.00	\$3,695.00	\$3,695.00	\$0.00
2700	VESTUARIO, BLANCOS, PRENDAS DE PROTECCIÓN Y	\$121,592.27	-\$81,569.69	\$40,022.58	\$40,022.58	\$0.00	\$40,022.58	\$0.00	\$0.00	\$40,022.58	\$40,022.58	\$0.00
2710	Vestuario y uniformes	\$55,000.00	-\$46,425.60	\$8,574.40	\$8,574.40	\$0.00	\$8,574.40	\$0.00	\$0.00	\$8,574.40	\$8,574.40	\$0.00
2711	Vestuario y uniformes	\$55,000.00	-\$46,425.60	\$8,574.40	\$8,574.40	\$0.00	\$8,574.40	\$0.00	\$0.00	\$8,574.40	\$8,574.40	\$0.00
2720	Prendas de seguridad y protección personal	\$23,340.00	-\$23,090.02	\$249.98	\$249.98	\$0.00	\$249.98	\$0.00	\$0.00	\$249.98	\$249.98	\$0.00
2721	Prendas de seguridad y protección personal	\$23,340.00	-\$23,090.02	\$249.98	\$249.98	\$0.00	\$249.98	\$0.00	\$0.00	\$249.98	\$249.98	\$0.00
2730	Artículos deportivos	\$43,252.27	-\$12,054.07	\$31,198.20	\$31,198.20	\$0.00	\$31,198.20	\$0.00	\$0.00	\$31,198.20	\$31,198.20	\$0.00
2731	Artículos deportivos	\$43,252.27	-\$12,054.07	\$31,198.20	\$31,198.20	\$0.00	\$31,198.20	\$0.00	\$0.00	\$31,198.20	\$31,198.20	\$0.00
2900	HERRAMIENTAS, REFACCIONES Y ACCESORIOS MEN	\$243,166.00	-\$35,021.88	\$208,144.12	\$208,144.12	\$0.00	\$208,144.12	\$0.00	\$0.00	\$208,144.12	\$208,144.12	\$0.00
2910	Herramientas menores	\$46,953.34	-\$2,102.85	\$44,850.49	\$44,850.49	\$0.00	\$44,850.49	\$0.00	\$0.00	\$44,850.49	\$44,850.49	\$0.00
2911	Herramientas menores	\$46,953.34	-\$2,102.85	\$44,850.49	\$44,850.49	\$0.00	\$44,850.49	\$0.00	\$0.00	\$44,850.49	\$44,850.49	\$0.00
2920	Refacciones y accesorios menores de edificios	\$41,597.22	-\$23,053.27	\$18,543.95	\$18,543.95	\$0.00	\$18,543.95	\$0.00	\$0.00	\$18,543.95	\$18,543.95	\$0.00
2921	Refacciones y accesorios menores de edificios	\$41,597.22	-\$23,053.27	\$18,543.95	\$18,543.95	\$0.00	\$18,543.95	\$0.00	\$0.00	\$18,543.95	\$18,543.95	\$0.00
2930	Refacciones y accesorios menores de mobiliario y equipo	\$15,232.00	-\$13,450.85	\$1,781.15	\$1,781.15	\$0.00	\$1,781.15	\$0.00	\$0.00	\$1,781.15	\$1,781.15	\$0.00



Usr: subplaneacion
Rep: rptEstadoPresupuestoEgresos_FF

Instituto Tecnológico Superior de Tepeaca Estado de Puebla

Estado del Ejercicio del Presupuesto por Fuente de Financiamiento Al 31/dic/2019

Fecha y hora de Impresión | 16/ene/2020
03:20 p.m.

Fuente de Financiamiento		Aprobado	Ampliaciones / (Reducciones)	Presupuesto Vigente	Comprometido	Presupuesto Disponible para Comprometer	Devengado	Comprometido No Devengado	Presupuesto Sin Devengar	Ejercido	Pagado	Cuentas por Pagar Deuda
Objeto	Gasto											
2931	Refacciones y accesorios menores de mobiliario y equipo	\$15,232.00	-\$13,450.85	\$1,781.15	\$1,781.15	\$0.00	\$1,781.15	\$0.00	\$0.00	\$1,781.15	\$1,781.15	\$0.00
2940	Refacciones y accesorios menores de equipo de cómputo	\$70,018.24	-\$2,797.34	\$67,220.90	\$67,220.90	\$0.00	\$67,220.90	\$0.00	\$0.00	\$67,220.90	\$67,220.90	\$0.00
2941	Refacciones y accesorios menores de equipo de cómputo	\$70,018.24	-\$2,797.34	\$67,220.90	\$67,220.90	\$0.00	\$67,220.90	\$0.00	\$0.00	\$67,220.90	\$67,220.90	\$0.00
2960	Refacciones y accesorios menores de equipo de transporte	\$30,000.00	\$38,580.57	\$68,580.57	\$68,580.57	\$0.00	\$68,580.57	\$0.00	\$0.00	\$68,580.57	\$68,580.57	\$0.00
2961	Refacciones y accesorios menores de equipo de transporte	\$30,000.00	\$38,580.57	\$68,580.57	\$68,580.57	\$0.00	\$68,580.57	\$0.00	\$0.00	\$68,580.57	\$68,580.57	\$0.00
2980	Refacciones y accesorios menores de maquinaria y otros	\$19,365.20	-\$13,461.23	\$5,903.97	\$5,903.97	\$0.00	\$5,903.97	\$0.00	\$0.00	\$5,903.97	\$5,903.97	\$0.00
2981	Refacciones y accesorios menores de maquinaria y otros	\$19,365.20	-\$13,461.23	\$5,903.97	\$5,903.97	\$0.00	\$5,903.97	\$0.00	\$0.00	\$5,903.97	\$5,903.97	\$0.00
2990	Refacciones y accesorios menores otros bienes muebles	\$20,000.00	-\$18,736.91	\$1,263.09	\$1,263.09	\$0.00	\$1,263.09	\$0.00	\$0.00	\$1,263.09	\$1,263.09	\$0.00
2991	Refacciones y accesorios menores otros bienes muebles	\$20,000.00	-\$18,736.91	\$1,263.09	\$1,263.09	\$0.00	\$1,263.09	\$0.00	\$0.00	\$1,263.09	\$1,263.09	\$0.00
3000	SERVICIOS GENERALES	\$2,802,417.70	-\$84,107.11	\$2,718,310.59	\$2,718,310.59	\$0.00	\$2,718,310.59	\$0.00	\$0.00	\$2,718,310.59	\$2,665,140.72	\$53,169.87
3100	SERVICIOS BÁSICOS	\$270,085.74	\$6,251.91	\$276,337.65	\$276,337.65	\$0.00	\$276,337.65	\$0.00	\$0.00	\$276,337.65	\$276,337.65	\$0.00
3110	Energía eléctrica	\$91,200.00	-\$1,079.00	\$90,121.00	\$90,121.00	\$0.00	\$90,121.00	\$0.00	\$0.00	\$90,121.00	\$90,121.00	\$0.00
3111	Energía eléctrica	\$91,200.00	-\$1,079.00	\$90,121.00	\$90,121.00	\$0.00	\$90,121.00	\$0.00	\$0.00	\$90,121.00	\$90,121.00	\$0.00
3120	Gas	\$9,628.00	-\$933.28	\$8,694.72	\$8,694.72	\$0.00	\$8,694.72	\$0.00	\$0.00	\$8,694.72	\$8,694.72	\$0.00
3121	Gas	\$9,628.00	-\$933.28	\$8,694.72	\$8,694.72	\$0.00	\$8,694.72	\$0.00	\$0.00	\$8,694.72	\$8,694.72	\$0.00
3140	Telefonía tradicional	\$20,841.74	-\$17,774.81	\$3,066.93	\$3,066.93	\$0.00	\$3,066.93	\$0.00	\$0.00	\$3,066.93	\$3,066.93	\$0.00
3141	Telefonía tradicional	\$20,841.74	-\$17,774.81	\$3,066.93	\$3,066.93	\$0.00	\$3,066.93	\$0.00	\$0.00	\$3,066.93	\$3,066.93	\$0.00
3150	Telefonía celular	\$5,791.00	-\$5,791.00	\$0.00	\$0.00	\$0.00	\$0.00	\$0.00	\$0.00	\$0.00	\$0.00	\$0.00
3151	Telefonía celular	\$5,791.00	-\$5,791.00	\$0.00	\$0.00	\$0.00	\$0.00	\$0.00	\$0.00	\$0.00	\$0.00	\$0.00
3170	Servicios de acceso de Internet, redes y procesamiento de datos	\$140,000.00	\$34,000.00	\$174,000.00	\$174,000.00	\$0.00	\$174,000.00	\$0.00	\$0.00	\$174,000.00	\$174,000.00	\$0.00
3171	Servicios de acceso de Internet, redes y procesamiento de datos	\$140,000.00	\$34,000.00	\$174,000.00	\$174,000.00	\$0.00	\$174,000.00	\$0.00	\$0.00	\$174,000.00	\$174,000.00	\$0.00
3180	Servicios postales y telegráficos	\$2,625.00	-\$2,170.00	\$455.00	\$455.00	\$0.00	\$455.00	\$0.00	\$0.00	\$455.00	\$455.00	\$0.00
3181	Servicios postales y telegráficos	\$2,625.00	-\$2,170.00	\$455.00	\$455.00	\$0.00	\$455.00	\$0.00	\$0.00	\$455.00	\$455.00	\$0.00
3200	SERVICIOS DE ARRENDAMIENTO	\$185,470.00	-\$7,232.70	\$178,237.30	\$178,237.30	\$0.00	\$178,237.30	\$0.00	\$0.00	\$178,237.30	\$178,237.30	\$0.00
3220	Arrendamiento de edificios	\$0.00	\$17,886.91	\$17,886.91	\$17,886.91	\$0.00	\$17,886.91	\$0.00	\$0.00	\$17,886.91	\$17,886.91	\$0.00
3221	Arrendamiento de edificios	\$0.00	\$17,886.91	\$17,886.91	\$17,886.91	\$0.00	\$17,886.91	\$0.00	\$0.00	\$17,886.91	\$17,886.91	\$0.00
3230	Arrendamiento de mobiliario y equipo de administración, educación e investigación	\$30,470.00	\$14,528.59	\$44,998.59	\$44,998.59	\$0.00	\$44,998.59	\$0.00	\$0.00	\$44,998.59	\$44,998.59	\$0.00
3231	Arrendamiento de mobiliario y equipo de administración, educación e investigación	\$30,470.00	\$14,528.59	\$44,998.59	\$44,998.59	\$0.00	\$44,998.59	\$0.00	\$0.00	\$44,998.59	\$44,998.59	\$0.00
3250	Arrendamiento de equipo de transporte	\$0.00	\$2,500.00	\$2,500.00	\$2,500.00	\$0.00	\$2,500.00	\$0.00	\$0.00	\$2,500.00	\$2,500.00	\$0.00
3251	Arrendamiento de equipo de transporte	\$0.00	\$2,500.00	\$2,500.00	\$2,500.00	\$0.00	\$2,500.00	\$0.00	\$0.00	\$2,500.00	\$2,500.00	\$0.00
3260	Arrendamiento de maquinaria, otros equipos y herramientas	\$15,000.00	-\$1,950.00	\$13,050.00	\$13,050.00	\$0.00	\$13,050.00	\$0.00	\$0.00	\$13,050.00	\$13,050.00	\$0.00



Usr: subplaneacion
Rep: rptEstadoPresupuestoEgresos_FF

Instituto Tecnológico Superior de Tepeaca Estado de Puebla

Estado del Ejercicio del Presupuesto por Fuente de Financiamiento Al 31/dic/2019

Fecha y hora de Impresión | 16/ene/2020
03:20 p.m.

Fuente de Financiamiento		Aprobado	Ampliaciones / (Reducciones)	Presupuesto Vigente	Comprometido	Presupuesto Disponibile para Comprometer	Devengado	Comprometido No Devengado	Presupuesto Sin Devengar	Ejercido	Pagado	Cuentas por Pagar Deuda
Objeto	del Gasto											
3261	Arrendamiento de maquinaria, otros equipos y herramient	\$15,000.00	-\$1,950.00	\$13,050.00	\$13,050.00	\$0.00	\$13,050.00	\$0.00	\$0.00	\$13,050.00	\$13,050.00	\$0.00
3270	Arrendamiento de activos intangibles	\$120,000.00	-\$38,390.32	\$81,609.68	\$81,609.68	\$0.00	\$81,609.68	\$0.00	\$0.00	\$81,609.68	\$81,609.68	\$0.00
3271	Arrendamiento de activos intangibles	\$120,000.00	-\$38,390.32	\$81,609.68	\$81,609.68	\$0.00	\$81,609.68	\$0.00	\$0.00	\$81,609.68	\$81,609.68	\$0.00
3290	Otros arrendamientos	\$20,000.00	-\$1,807.88	\$18,192.12	\$18,192.12	\$0.00	\$18,192.12	\$0.00	\$0.00	\$18,192.12	\$18,192.12	\$0.00
3291	Otros arrendamientos	\$20,000.00	-\$1,807.88	\$18,192.12	\$18,192.12	\$0.00	\$18,192.12	\$0.00	\$0.00	\$18,192.12	\$18,192.12	\$0.00
3300	SERVICIOS PROFESIONALES, CIENTÍFICOS, TÉCNICO	\$956,655.24	\$24,349.47	\$981,004.71	\$981,004.71	\$0.00	\$981,004.71	\$0.00	\$0.00	\$981,004.71	\$981,004.71	\$0.00
3310	Servicios legales, de contabilidad, auditoría y relacionado	\$400,000.00	-\$524.41	\$399,475.59	\$399,475.59	\$0.00	\$399,475.59	\$0.00	\$0.00	\$399,475.59	\$399,475.59	\$0.00
3311	Servicios legales, de contabilidad, auditoría y relacionado	\$400,000.00	-\$524.41	\$399,475.59	\$399,475.59	\$0.00	\$399,475.59	\$0.00	\$0.00	\$399,475.59	\$399,475.59	\$0.00
3340	Servicios de capacitación	\$110,000.00	\$54,545.78	\$164,545.78	\$164,545.78	\$0.00	\$164,545.78	\$0.00	\$0.00	\$164,545.78	\$164,545.78	\$0.00
3341	Servicios de capacitación	\$110,000.00	\$54,545.78	\$164,545.78	\$164,545.78	\$0.00	\$164,545.78	\$0.00	\$0.00	\$164,545.78	\$164,545.78	\$0.00
3360	Servicios de apoyo administrativo, fotocopiado e impresió	\$47,567.24	-\$31,938.90	\$15,628.34	\$15,628.34	\$0.00	\$15,628.34	\$0.00	\$0.00	\$15,628.34	\$15,628.34	\$0.00
3361	Servicios de apoyo administrativo, fotocopiado e impresió	\$47,567.24	-\$31,938.90	\$15,628.34	\$15,628.34	\$0.00	\$15,628.34	\$0.00	\$0.00	\$15,628.34	\$15,628.34	\$0.00
3370	Servicios de protección y seguridad	\$4,646.00	-\$4,646.00	\$0.00	\$0.00	\$0.00	\$0.00	\$0.00	\$0.00	\$0.00	\$0.00	\$0.00
3371	Servicios de protección y seguridad	\$4,646.00	-\$4,646.00	\$0.00	\$0.00	\$0.00	\$0.00	\$0.00	\$0.00	\$0.00	\$0.00	\$0.00
3380	Servicios de vigilancia	\$394,442.00	\$6,913.00	\$401,355.00	\$401,355.00	\$0.00	\$401,355.00	\$0.00	\$0.00	\$401,355.00	\$401,355.00	\$0.00
3381	Servicios de vigilancia	\$394,442.00	\$6,913.00	\$401,355.00	\$401,355.00	\$0.00	\$401,355.00	\$0.00	\$0.00	\$401,355.00	\$401,355.00	\$0.00
3400	SERVICIOS FINANCIEROS, BANCARIOS Y COMERCIAI	\$129,237.97	-\$3,622.58	\$125,615.39	\$125,615.39	\$0.00	\$125,615.39	\$0.00	\$0.00	\$125,615.39	\$125,615.39	\$0.00
3410	Servicios financieros y bancarios	\$28,000.00	-\$12,566.49	\$15,433.51	\$15,433.51	\$0.00	\$15,433.51	\$0.00	\$0.00	\$15,433.51	\$15,433.51	\$0.00
3411	Servicios financieros y bancarios	\$28,000.00	-\$12,566.49	\$15,433.51	\$15,433.51	\$0.00	\$15,433.51	\$0.00	\$0.00	\$15,433.51	\$15,433.51	\$0.00
3450	Seguro de bienes patrimoniales	\$61,237.97	-\$4,720.05	\$56,517.92	\$56,517.92	\$0.00	\$56,517.92	\$0.00	\$0.00	\$56,517.92	\$56,517.92	\$0.00
3451	Seguro de bienes patrimoniales	\$61,237.97	-\$4,720.05	\$56,517.92	\$56,517.92	\$0.00	\$56,517.92	\$0.00	\$0.00	\$56,517.92	\$56,517.92	\$0.00
3480	Comisiones por ventas	\$40,000.00	\$13,663.96	\$53,663.96	\$53,663.96	\$0.00	\$53,663.96	\$0.00	\$0.00	\$53,663.96	\$53,663.96	\$0.00
3481	Comisiones por ventas	\$40,000.00	\$13,663.96	\$53,663.96	\$53,663.96	\$0.00	\$53,663.96	\$0.00	\$0.00	\$53,663.96	\$53,663.96	\$0.00
3500	SERVICIOS DE INSTALACIÓN, REPARACIÓN, MANTEN	\$331,757.44	\$33,903.85	\$365,661.29	\$365,661.29	\$0.00	\$365,661.29	\$0.00	\$0.00	\$365,661.29	\$365,661.29	\$0.00
3510	Conservación y mantenimiento menor de inmuebles	\$131,684.60	\$108,626.67	\$240,311.27	\$240,311.27	\$0.00	\$240,311.27	\$0.00	\$0.00	\$240,311.27	\$240,311.27	\$0.00
3511	Conservación y mantenimiento menor de inmuebles	\$131,684.60	\$108,626.67	\$240,311.27	\$240,311.27	\$0.00	\$240,311.27	\$0.00	\$0.00	\$240,311.27	\$240,311.27	\$0.00
3520	Instalación, reparación y mantenimiento de mobiliario y ex	\$37,663.74	-\$2,688.06	\$34,975.68	\$34,975.68	\$0.00	\$34,975.68	\$0.00	\$0.00	\$34,975.68	\$34,975.68	\$0.00
3521	Instalación, reparación y mantenimiento de mobiliario y ex	\$37,663.74	-\$2,688.06	\$34,975.68	\$34,975.68	\$0.00	\$34,975.68	\$0.00	\$0.00	\$34,975.68	\$34,975.68	\$0.00
3530	Instalación, reparación y mantenimiento de equipo de có	\$31,617.00	-\$25,353.00	\$6,264.00	\$6,264.00	\$0.00	\$6,264.00	\$0.00	\$0.00	\$6,264.00	\$6,264.00	\$0.00
3531	Instalación, reparación y mantenimiento de equipo de có	\$31,617.00	-\$25,353.00	\$6,264.00	\$6,264.00	\$0.00	\$6,264.00	\$0.00	\$0.00	\$6,264.00	\$6,264.00	\$0.00
3550	Reparación y mantenimiento de equipo de transporte	\$37,668.49	-\$10,722.95	\$26,945.54	\$26,945.54	\$0.00	\$26,945.54	\$0.00	\$0.00	\$26,945.54	\$26,945.54	\$0.00



Usr: subplaneacion
Rep: rptEstadoPresupuestoEgresos_FF

Instituto Tecnológico Superior de Tepeaca Estado de Puebla

Estado del Ejercicio del Presupuesto por Fuente de Financiamiento Al 31/dic/2019

Fecha y hora de Impresión | 16/ene/2020
03:20 p.m.

Fuente de Financiamiento		Aprobado	Ampliaciones / (Reducciones)	Presupuesto Vigente	Comprometido	Presupuesto Disponible para Comprometer	Devengado	Comprometido No Devengado	Presupuesto Sin Devengar	Ejercido	Pagado	Cuentas por Pagar Deuda
Objeto	del Gasto											
3551	Reparación y mantenimiento de equipo de transporte	\$37,668.49	-\$10,722.95	\$26,945.54	\$26,945.54	\$0.00	\$26,945.54	\$0.00	\$0.00	\$26,945.54	\$26,945.54	\$0.00
3570	Instalación, reparación y mantenimiento de maquinaria, o	\$16,839.74	-\$5,657.34	\$11,182.40	\$11,182.40	\$0.00	\$11,182.40	\$0.00	\$0.00	\$11,182.40	\$11,182.40	\$0.00
3571	Instalación, reparación y mantenimiento de maquinaria, o	\$16,839.74	-\$5,657.34	\$11,182.40	\$11,182.40	\$0.00	\$11,182.40	\$0.00	\$0.00	\$11,182.40	\$11,182.40	\$0.00
3580	Servicios de limpieza y manejo de desechos	\$32,423.81	-\$32,029.41	\$394.40	\$394.40	\$0.00	\$394.40	\$0.00	\$0.00	\$394.40	\$394.40	\$0.00
3581	Servicios de limpieza y manejo de desechos	\$32,423.81	-\$32,029.41	\$394.40	\$394.40	\$0.00	\$394.40	\$0.00	\$0.00	\$394.40	\$394.40	\$0.00
3590	Servicios de jardinería y fumigación	\$43,860.06	\$1,727.94	\$45,588.00	\$45,588.00	\$0.00	\$45,588.00	\$0.00	\$0.00	\$45,588.00	\$45,588.00	\$0.00
3591	Servicios de jardinería y fumigación	\$43,860.06	\$1,727.94	\$45,588.00	\$45,588.00	\$0.00	\$45,588.00	\$0.00	\$0.00	\$45,588.00	\$45,588.00	\$0.00
3600	SERVICIOS DE COMUNICACIÓN SOCIAL Y PUBLICIDA	\$100,000.00	-\$53,205.79	\$46,794.21	\$46,794.21	\$0.00	\$46,794.21	\$0.00	\$0.00	\$46,794.21	\$46,794.21	\$0.00
3610	Difusión por radio, televisión y otros medios de mensajes	\$100,000.00	-\$53,205.79	\$46,794.21	\$46,794.21	\$0.00	\$46,794.21	\$0.00	\$0.00	\$46,794.21	\$46,794.21	\$0.00
3611	Difusión por radio, televisión y otros medios de mensajes	\$100,000.00	-\$53,205.79	\$46,794.21	\$46,794.21	\$0.00	\$46,794.21	\$0.00	\$0.00	\$46,794.21	\$46,794.21	\$0.00
3700	SERVICIOS DE TRASLADO Y VIÁTICOS	\$157,483.34	-\$33,275.23	\$124,208.11	\$124,208.11	\$0.00	\$124,208.11	\$0.00	\$0.00	\$124,208.11	\$124,208.11	\$0.00
3710	Pasajes aéreos	\$25,000.00	-\$25,000.00	\$0.00	\$0.00	\$0.00	\$0.00	\$0.00	\$0.00	\$0.00	\$0.00	\$0.00
3711	Pasajes Aéreos Nacionales	\$25,000.00	-\$25,000.00	\$0.00	\$0.00	\$0.00	\$0.00	\$0.00	\$0.00	\$0.00	\$0.00	\$0.00
3720	Pasajes terrestres	\$30,646.92	-\$8,593.22	\$22,053.70	\$22,053.70	\$0.00	\$22,053.70	\$0.00	\$0.00	\$22,053.70	\$22,053.70	\$0.00
3721	Pasajes terrestres Nacionales	\$30,646.92	-\$8,593.22	\$22,053.70	\$22,053.70	\$0.00	\$22,053.70	\$0.00	\$0.00	\$22,053.70	\$22,053.70	\$0.00
3750	Viáticos en el país	\$98,836.42	\$1,577.99	\$100,414.41	\$100,414.41	\$0.00	\$100,414.41	\$0.00	\$0.00	\$100,414.41	\$100,414.41	\$0.00
3751	Viáticos en el país	\$98,836.42	\$1,577.99	\$100,414.41	\$100,414.41	\$0.00	\$100,414.41	\$0.00	\$0.00	\$100,414.41	\$100,414.41	\$0.00
3780	Servicios integrales de traslado y viáticos	\$3,000.00	-\$1,260.00	\$1,740.00	\$1,740.00	\$0.00	\$1,740.00	\$0.00	\$0.00	\$1,740.00	\$1,740.00	\$0.00
3781	Servicios integrales de traslado y viáticos	\$3,000.00	-\$1,260.00	\$1,740.00	\$1,740.00	\$0.00	\$1,740.00	\$0.00	\$0.00	\$1,740.00	\$1,740.00	\$0.00
3800	SERVICIOS OFICIALES	\$126,747.94	-\$2,972.37	\$123,775.57	\$123,775.57	\$0.00	\$123,775.57	\$0.00	\$0.00	\$123,775.57	\$123,775.57	\$0.00
3820	Gastos de orden social y cultural	\$60,225.94	\$58,909.63	\$119,135.57	\$119,135.57	\$0.00	\$119,135.57	\$0.00	\$0.00	\$119,135.57	\$119,135.57	\$0.00
3821	Gastos de orden social y cultural	\$60,225.94	\$58,909.63	\$119,135.57	\$119,135.57	\$0.00	\$119,135.57	\$0.00	\$0.00	\$119,135.57	\$119,135.57	\$0.00
3830	Congresos y convenciones	\$66,522.00	-\$61,882.00	\$4,640.00	\$4,640.00	\$0.00	\$4,640.00	\$0.00	\$0.00	\$4,640.00	\$4,640.00	\$0.00
3831	Congresos y convenciones	\$66,522.00	-\$61,882.00	\$4,640.00	\$4,640.00	\$0.00	\$4,640.00	\$0.00	\$0.00	\$4,640.00	\$4,640.00	\$0.00
3900	OTROS SERVICIOS GENERALES	\$544,980.03	-\$48,303.67	\$496,676.36	\$496,676.36	\$0.00	\$496,676.36	\$0.00	\$0.00	\$496,676.36	\$443,506.49	\$53,169.87
3920	Impuestos y derechos	\$155,000.00	-\$113,653.75	\$41,346.25	\$41,346.25	\$0.00	\$41,346.25	\$0.00	\$0.00	\$41,346.25	\$41,346.25	\$0.00
3921	Impuestos y derechos	\$155,000.00	-\$113,653.75	\$41,346.25	\$41,346.25	\$0.00	\$41,346.25	\$0.00	\$0.00	\$41,346.25	\$41,346.25	\$0.00
3980	Impuesto sobre nóminas y otros que se deriven de una re	\$389,980.03	-\$46,813.29	\$343,166.74	\$343,166.74	\$0.00	\$343,166.74	\$0.00	\$0.00	\$343,166.74	\$289,996.87	\$53,169.87
3981	Impuesto sobre nóminas y otros que se deriven de una re	\$389,980.03	-\$46,813.29	\$343,166.74	\$343,166.74	\$0.00	\$343,166.74	\$0.00	\$0.00	\$343,166.74	\$289,996.87	\$53,169.87
3990	Otros servicios generales	\$0.00	\$112,163.37	\$112,163.37	\$112,163.37	\$0.00	\$112,163.37	\$0.00	\$0.00	\$112,163.37	\$112,163.37	\$0.00
3991	Otros servicios generales	\$0.00	\$112,163.37	\$112,163.37	\$112,163.37	\$0.00	\$112,163.37	\$0.00	\$0.00	\$112,163.37	\$112,163.37	\$0.00



Utr: subplaneacion
Rep: rptEstadoPresupuestoEgresos_FF

Instituto Tecnológico Superior de Tepeaca Estado de Puebla

Estado del Ejercicio del Presupuesto por Fuente de Financiamiento Al 31/dic/2019

Fecha y hora de Impresión | 16/ene/2020
03:20 p.m.

Objeto del Gasto	Fuente de Financiamiento	Aprobado	Ampliaciones / Reducciones	Presupuesto Vigente	Comprometido	Presupuesto Disponible para Comprometer	Devengado	Comprometido No Devengado	Presupuesto Sin Devengar	Ejercido	Pagado	Cuentas por Pagar Deuda
FEDERAL		\$19,257,509.00	\$1,753,839.00	\$21,011,348.00	\$21,011,348.00	\$0.00	\$21,011,348.00	\$0.00	\$0.00	\$21,011,348.00	\$20,755,017.96	\$256,330.04
16 ESTATAL												
1000	SERVICIOS PERSONALES	\$14,396,098.26	\$2,555,745.26	\$16,951,843.52	\$16,951,843.52	\$0.00	\$16,951,843.52	\$0.00	\$0.00	\$16,951,843.52	\$16,491,949.49	\$459,894.03
1100	REMUNERACIONES AL PERSONAL DE CARÁCTER PE	\$8,571,336.66	\$1,605,732.62	\$10,177,069.28	\$10,177,069.28	\$0.00	\$10,177,069.28	\$0.00	\$0.00	\$10,177,069.28	\$10,177,069.28	\$0.00
1130	Sueldos base al personal permanente	\$8,571,336.66	\$1,605,732.62	\$10,177,069.28	\$10,177,069.28	\$0.00	\$10,177,069.28	\$0.00	\$0.00	\$10,177,069.28	\$10,177,069.28	\$0.00
1131	Sueldo Base al Personal de Base	\$8,571,336.66	\$1,605,732.62	\$10,177,069.28	\$10,177,069.28	\$0.00	\$10,177,069.28	\$0.00	\$0.00	\$10,177,069.28	\$10,177,069.28	\$0.00
1300	REMUNERACIONES ADICIONALES Y ESPECIALES	\$2,128,973.41	\$631,315.76	\$2,760,289.17	\$2,760,289.17	\$0.00	\$2,760,289.17	\$0.00	\$0.00	\$2,760,289.17	\$2,760,289.17	\$0.00
1310	Primas por años de servicios efectivos prestados	\$300,873.36	\$70,325.26	\$371,198.62	\$371,198.62	\$0.00	\$371,198.62	\$0.00	\$0.00	\$371,198.62	\$371,198.62	\$0.00
1311	Primas por años de servicios efectivos prestados	\$300,873.36	\$70,325.26	\$371,198.62	\$371,198.62	\$0.00	\$371,198.62	\$0.00	\$0.00	\$371,198.62	\$371,198.62	\$0.00
1320	Primas de vacaciones, dominical y gratificación de fin de :	\$1,828,100.05	\$560,990.50	\$2,389,090.55	\$2,389,090.55	\$0.00	\$2,389,090.55	\$0.00	\$0.00	\$2,389,090.55	\$2,389,090.55	\$0.00
1321	Primas de vacaciones y Dominical	\$677,475.02	\$22,230.13	\$699,705.15	\$699,705.15	\$0.00	\$699,705.15	\$0.00	\$0.00	\$699,705.15	\$699,705.15	\$0.00
1322	Gratificación de fin de año	\$1,150,625.03	\$538,760.37	\$1,689,385.40	\$1,689,385.40	\$0.00	\$1,689,385.40	\$0.00	\$0.00	\$1,689,385.40	\$1,689,385.40	\$0.00
1400	SEGURIDAD SOCIAL	\$2,619,407.07	\$378,786.30	\$2,998,193.37	\$2,998,193.37	\$0.00	\$2,998,193.37	\$0.00	\$0.00	\$2,998,193.37	\$2,538,299.34	\$459,894.03
1410	Aportaciones de seguridad social	\$2,303,525.58	\$107,888.80	\$2,411,414.38	\$2,411,414.38	\$0.00	\$2,411,414.38	\$0.00	\$0.00	\$2,411,414.38	\$2,411,414.38	\$0.00
1411	Aportaciones de seguridad social	\$2,303,525.58	\$107,888.80	\$2,411,414.38	\$2,411,414.38	\$0.00	\$2,411,414.38	\$0.00	\$0.00	\$2,411,414.38	\$2,411,414.38	\$0.00
1420	Aportaciones a fondos de vivienda	\$120,378.86	\$6,506.10	\$126,884.96	\$126,884.96	\$0.00	\$126,884.96	\$0.00	\$0.00	\$126,884.96	\$126,884.96	\$0.00
1421	Aportaciones a fondos de vivienda	\$120,378.86	\$6,506.10	\$126,884.96	\$126,884.96	\$0.00	\$126,884.96	\$0.00	\$0.00	\$126,884.96	\$126,884.96	\$0.00
1430	Aportaciones al sistema para el retiro	\$195,502.63	\$264,391.40	\$459,894.03	\$459,894.03	\$0.00	\$459,894.03	\$0.00	\$0.00	\$459,894.03	\$0.00	\$459,894.03
1431	Aportaciones al sistema para el retiro	\$195,502.63	\$264,391.40	\$459,894.03	\$459,894.03	\$0.00	\$459,894.03	\$0.00	\$0.00	\$459,894.03	\$0.00	\$459,894.03
1500	OTRAS PRESTACIONES SOCIALES Y ECONÓMICAS	\$974,257.82	-\$41,136.92	\$933,120.90	\$933,120.90	\$0.00	\$933,120.90	\$0.00	\$0.00	\$933,120.90	\$933,120.90	\$0.00
1520	Indemnizaciones	\$100,000.00	-\$91,743.54	\$8,256.46	\$8,256.46	\$0.00	\$8,256.46	\$0.00	\$0.00	\$8,256.46	\$8,256.46	\$0.00
1521	Indemnizaciones	\$100,000.00	-\$91,743.54	\$8,256.46	\$8,256.46	\$0.00	\$8,256.46	\$0.00	\$0.00	\$8,256.46	\$8,256.46	\$0.00
1590	Otras prestaciones sociales y económicas	\$874,257.82	\$50,606.62	\$924,864.44	\$924,864.44	\$0.00	\$924,864.44	\$0.00	\$0.00	\$924,864.44	\$924,864.44	\$0.00
1591	Otras prestaciones sociales y económicas	\$874,257.82	\$50,606.62	\$924,864.44	\$924,864.44	\$0.00	\$924,864.44	\$0.00	\$0.00	\$924,864.44	\$924,864.44	\$0.00
1700	PAGO DE ESTÍMULOS A SERVIDORES PÚBLICOS	\$102,123.30	-\$18,952.50	\$83,170.80	\$83,170.80	\$0.00	\$83,170.80	\$0.00	\$0.00	\$83,170.80	\$83,170.80	\$0.00
1710	Estímulos	\$102,123.30	-\$18,952.50	\$83,170.80	\$83,170.80	\$0.00	\$83,170.80	\$0.00	\$0.00	\$83,170.80	\$83,170.80	\$0.00
1711	Estímulos	\$102,123.30	-\$18,952.50	\$83,170.80	\$83,170.80	\$0.00	\$83,170.80	\$0.00	\$0.00	\$83,170.80	\$83,170.80	\$0.00
2000	MATERIALES Y SUMINISTROS	\$1,823,993.04	-\$160,728.79	\$1,663,264.25	\$1,663,264.25	\$0.00	\$1,663,264.25	\$0.00	\$0.00	\$1,663,264.25	\$1,663,264.25	\$0.00
2100	MATERIALES DE ADMINISTRACIÓN, EMISIÓN DE DOC	\$621,297.36	-\$151,899.14	\$469,398.22	\$469,398.22	\$0.00	\$469,398.22	\$0.00	\$0.00	\$469,398.22	\$469,398.22	\$0.00
2110	Materiales, útiles y equipos menores de oficina	\$93,017.22	\$29,519.55	\$122,536.77	\$122,536.77	\$0.00	\$122,536.77	\$0.00	\$0.00	\$122,536.77	\$122,536.77	\$0.00



Usr: subplaneacion
Rep: rptEstadoPresupuestoEgresos_FF

Instituto Tecnológico Superior de Tepeaca Estado de Puebla

Estado del Ejercicio del Presupuesto por Fuente de Financiamiento Al 31/dic/2019

Fecha y hora de Impresión | 16/ene/2020
03:20 p.m.

Fuente de Financiamiento		Aprobado	Ampliaciones / (Reducciones)	Presupuesto Vigente	Comprometido	Presupuesto Disponible para Comprometer	Devengado	Comprometido No Devengado	Presupuesto Sin Devengar	Ejercido	Pagado	Cuentas por Pagar Deuda
Objeto	del Gasto											
2111	Materiales, útiles y equipos menores de oficina	\$93,017.22	\$29,519.55	\$122,536.77	\$122,536.77	\$0.00	\$122,536.77	\$0.00	\$0.00	\$122,536.77	\$122,536.77	\$0.00
2120	Materiales y útiles de impresión y reproducción	\$39,199.36	-\$17,482.72	\$21,716.64	\$21,716.64	\$0.00	\$21,716.64	\$0.00	\$0.00	\$21,716.64	\$21,716.64	\$0.00
2121	Materiales y útiles de impresión y reproducción	\$39,199.36	-\$17,482.72	\$21,716.64	\$21,716.64	\$0.00	\$21,716.64	\$0.00	\$0.00	\$21,716.64	\$21,716.64	\$0.00
2140	Materiales, útiles y equipos menores de tecnologías de la	\$135,000.00	-\$51,171.60	\$83,828.40	\$83,828.40	\$0.00	\$83,828.40	\$0.00	\$0.00	\$83,828.40	\$83,828.40	\$0.00
2141	Materiales, útiles y equipos menores de tecnologías de la	\$135,000.00	-\$51,171.60	\$83,828.40	\$83,828.40	\$0.00	\$83,828.40	\$0.00	\$0.00	\$83,828.40	\$83,828.40	\$0.00
2150	Material impreso e información digital	\$61,200.00	-\$34,174.33	\$27,025.67	\$27,025.67	\$0.00	\$27,025.67	\$0.00	\$0.00	\$27,025.67	\$27,025.67	\$0.00
2151	Material impreso e información digital	\$61,200.00	-\$34,174.33	\$27,025.67	\$27,025.67	\$0.00	\$27,025.67	\$0.00	\$0.00	\$27,025.67	\$27,025.67	\$0.00
2160	Material de limpieza	\$117,880.78	\$11,790.83	\$129,671.61	\$129,671.61	\$0.00	\$129,671.61	\$0.00	\$0.00	\$129,671.61	\$129,671.61	\$0.00
2161	Material de limpieza	\$117,880.78	\$11,790.83	\$129,671.61	\$129,671.61	\$0.00	\$129,671.61	\$0.00	\$0.00	\$129,671.61	\$129,671.61	\$0.00
2170	Materiales y útiles de enseñanza	\$150,000.00	-\$69,220.47	\$80,779.53	\$80,779.53	\$0.00	\$80,779.53	\$0.00	\$0.00	\$80,779.53	\$80,779.53	\$0.00
2171	Materiales y útiles de enseñanza	\$150,000.00	-\$69,220.47	\$80,779.53	\$80,779.53	\$0.00	\$80,779.53	\$0.00	\$0.00	\$80,779.53	\$80,779.53	\$0.00
2180	Materiales para el registro e identificación de bienes y per	\$25,000.00	-\$21,160.40	\$3,839.60	\$3,839.60	\$0.00	\$3,839.60	\$0.00	\$0.00	\$3,839.60	\$3,839.60	\$0.00
2181	Materiales para el registro e identificación de bienes y per	\$25,000.00	-\$21,160.40	\$3,839.60	\$3,839.60	\$0.00	\$3,839.60	\$0.00	\$0.00	\$3,839.60	\$3,839.60	\$0.00
2200	ALIMENTOS Y UTENSILIOS	\$175,000.00	-\$83,363.80	\$91,636.20	\$91,636.20	\$0.00	\$91,636.20	\$0.00	\$0.00	\$91,636.20	\$91,636.20	\$0.00
2210	Productos alimenticios para personas	\$125,000.00	-\$56,546.36	\$68,453.64	\$68,453.64	\$0.00	\$68,453.64	\$0.00	\$0.00	\$68,453.64	\$68,453.64	\$0.00
2211	Productos alimenticios para personas	\$125,000.00	-\$56,546.36	\$68,453.64	\$68,453.64	\$0.00	\$68,453.64	\$0.00	\$0.00	\$68,453.64	\$68,453.64	\$0.00
2230	Utensilios para el servicio de alimentación	\$50,000.00	-\$26,817.44	\$23,182.56	\$23,182.56	\$0.00	\$23,182.56	\$0.00	\$0.00	\$23,182.56	\$23,182.56	\$0.00
2231	Utensilios para el servicio de alimentación	\$50,000.00	-\$26,817.44	\$23,182.56	\$23,182.56	\$0.00	\$23,182.56	\$0.00	\$0.00	\$23,182.56	\$23,182.56	\$0.00
2300	MATERIAS PRIMAS Y MATERIALES DE PRODUCCIÓN	\$0.00	\$1,727.92	\$1,727.92	\$1,727.92	\$0.00	\$1,727.92	\$0.00	\$0.00	\$1,727.92	\$1,727.92	\$0.00
2370	Productos de cuero, piel, plástico y hule adquiridos como	\$0.00	\$1,727.92	\$1,727.92	\$1,727.92	\$0.00	\$1,727.92	\$0.00	\$0.00	\$1,727.92	\$1,727.92	\$0.00
2371	Productos de cuero, piel, plástico y hule adquiridos como	\$0.00	\$1,727.92	\$1,727.92	\$1,727.92	\$0.00	\$1,727.92	\$0.00	\$0.00	\$1,727.92	\$1,727.92	\$0.00
2400	MATERIALES Y ARTÍCULOS DE CONSTRUCCIÓN Y DE	\$281,592.72	\$58,342.95	\$339,935.67	\$339,935.67	\$0.00	\$339,935.67	\$0.00	\$0.00	\$339,935.67	\$339,935.67	\$0.00
2410	Productos minerales no metálicos	\$73,817.52	-\$7,028.30	\$66,789.22	\$66,789.22	\$0.00	\$66,789.22	\$0.00	\$0.00	\$66,789.22	\$66,789.22	\$0.00
2411	Productos minerales no metálicos	\$73,817.52	-\$7,028.30	\$66,789.22	\$66,789.22	\$0.00	\$66,789.22	\$0.00	\$0.00	\$66,789.22	\$66,789.22	\$0.00
2420	Cemento y productos de concreto	\$45,000.00	-\$32,456.45	\$12,543.55	\$12,543.55	\$0.00	\$12,543.55	\$0.00	\$0.00	\$12,543.55	\$12,543.55	\$0.00
2421	Cemento y productos de concreto	\$45,000.00	-\$32,456.45	\$12,543.55	\$12,543.55	\$0.00	\$12,543.55	\$0.00	\$0.00	\$12,543.55	\$12,543.55	\$0.00
2430	Cal, yeso y productos de yeso	\$11,610.00	-\$8,740.53	\$2,869.47	\$2,869.47	\$0.00	\$2,869.47	\$0.00	\$0.00	\$2,869.47	\$2,869.47	\$0.00
2431	Cal, yeso y productos de yeso	\$11,610.00	-\$8,740.53	\$2,869.47	\$2,869.47	\$0.00	\$2,869.47	\$0.00	\$0.00	\$2,869.47	\$2,869.47	\$0.00
2440	Madera y productos de madera	\$31,945.20	-\$31,945.20	\$0.00	\$0.00	\$0.00	\$0.00	\$0.00	\$0.00	\$0.00	\$0.00	\$0.00
2441	Madera y productos de madera	\$31,945.20	-\$31,945.20	\$0.00	\$0.00	\$0.00	\$0.00	\$0.00	\$0.00	\$0.00	\$0.00	\$0.00
2450	Vidrio y productos de vidrio	\$2,000.00	-\$1,860.01	\$139.99	\$139.99	\$0.00	\$139.99	\$0.00	\$0.00	\$139.99	\$139.99	\$0.00



Usr: subplaneacion
Rep: rptEstadoPresupuestoEgresos_FF

Instituto Tecnológico Superior de Tepeaca Estado de Puebla

Estado del Ejercicio del Presupuesto por Fuente de Financiamiento Al 31/dic/2019

Fecha y hora de Impresión | 16/ene/2020
03:20 p.m.

Fuente de Financiamiento		Aprobado	Ampliaciones / (Reducciones)	Presupuesto Vigente	Comprometido	Presupuesto Disponibile para Comprometer	Devengado	Comprometido No Devengado	Presupuesto Sin Devengar	Ejercido	Pagado	Cuentas por Pagar Deuda
Objeto	del Gasto											
2451	Vidrio y productos de vidrio	\$2,000.00	-\$1,860.01	\$139.99	\$139.99	\$0.00	\$139.99	\$0.00	\$0.00	\$139.99	\$139.99	\$0.00
2460	Material eléctrico y electrónico	\$56,000.00	\$17,549.49	\$73,549.49	\$73,549.49	\$0.00	\$73,549.49	\$0.00	\$0.00	\$73,549.49	\$73,549.49	\$0.00
2461	Material eléctrico y electrónico	\$56,000.00	\$17,549.49	\$73,549.49	\$73,549.49	\$0.00	\$73,549.49	\$0.00	\$0.00	\$73,549.49	\$73,549.49	\$0.00
2470	Artículos metálicos para la construcción	\$35,000.00	\$18,819.90	\$53,819.90	\$53,819.90	\$0.00	\$53,819.90	\$0.00	\$0.00	\$53,819.90	\$53,819.90	\$0.00
2471	Artículos metálicos para la construcción	\$35,000.00	\$18,819.90	\$53,819.90	\$53,819.90	\$0.00	\$53,819.90	\$0.00	\$0.00	\$53,819.90	\$53,819.90	\$0.00
2480	Materiales complementarios	\$19,700.00	-\$3,401.54	\$16,298.46	\$16,298.46	\$0.00	\$16,298.46	\$0.00	\$0.00	\$16,298.46	\$16,298.46	\$0.00
2481	Materiales complementarios	\$19,700.00	-\$3,401.54	\$16,298.46	\$16,298.46	\$0.00	\$16,298.46	\$0.00	\$0.00	\$16,298.46	\$16,298.46	\$0.00
2490	Otros materiales y artículos de construcción y reparación	\$6,520.00	\$107,405.59	\$113,925.59	\$113,925.59	\$0.00	\$113,925.59	\$0.00	\$0.00	\$113,925.59	\$113,925.59	\$0.00
2491	Otros materiales y artículos de construcción y reparación	\$6,520.00	\$107,405.59	\$113,925.59	\$113,925.59	\$0.00	\$113,925.59	\$0.00	\$0.00	\$113,925.59	\$113,925.59	\$0.00
2500	PRODUCTOS QUÍMICOS, FARMACÉUTICOS Y DE LABO	\$227,094.69	-\$118,773.31	\$108,321.38	\$108,321.38	\$0.00	\$108,321.38	\$0.00	\$0.00	\$108,321.38	\$108,321.38	\$0.00
2510	Productos químicos básicos	\$39,310.00	-\$26,937.03	\$12,372.97	\$12,372.97	\$0.00	\$12,372.97	\$0.00	\$0.00	\$12,372.97	\$12,372.97	\$0.00
2511	Productos químicos básicos	\$39,310.00	-\$26,937.03	\$12,372.97	\$12,372.97	\$0.00	\$12,372.97	\$0.00	\$0.00	\$12,372.97	\$12,372.97	\$0.00
2520	Fertilizantes, pesticidas y otros agroquímicos	\$24,457.00	-\$19,527.00	\$4,930.00	\$4,930.00	\$0.00	\$4,930.00	\$0.00	\$0.00	\$4,930.00	\$4,930.00	\$0.00
2521	Fertilizantes, pesticidas y otros agroquímicos	\$24,457.00	-\$19,527.00	\$4,930.00	\$4,930.00	\$0.00	\$4,930.00	\$0.00	\$0.00	\$4,930.00	\$4,930.00	\$0.00
2530	Medicinas y productos farmacéuticos	\$27,391.00	-\$1,048.30	\$26,342.70	\$26,342.70	\$0.00	\$26,342.70	\$0.00	\$0.00	\$26,342.70	\$26,342.70	\$0.00
2531	Medicinas y productos farmacéuticos	\$27,391.00	-\$1,048.30	\$26,342.70	\$26,342.70	\$0.00	\$26,342.70	\$0.00	\$0.00	\$26,342.70	\$26,342.70	\$0.00
2540	Materiales, accesorios y suministros médicos	\$11,325.00	-\$7,530.76	\$3,794.24	\$3,794.24	\$0.00	\$3,794.24	\$0.00	\$0.00	\$3,794.24	\$3,794.24	\$0.00
2541	Materiales, accesorios y suministros médicos	\$11,325.00	-\$7,530.76	\$3,794.24	\$3,794.24	\$0.00	\$3,794.24	\$0.00	\$0.00	\$3,794.24	\$3,794.24	\$0.00
2550	Materiales, accesorios y suministros de laboratorio	\$55,871.69	-\$45,108.84	\$10,762.85	\$10,762.85	\$0.00	\$10,762.85	\$0.00	\$0.00	\$10,762.85	\$10,762.85	\$0.00
2551	Materiales, accesorios y suministros de laboratorio	\$55,871.69	-\$45,108.84	\$10,762.85	\$10,762.85	\$0.00	\$10,762.85	\$0.00	\$0.00	\$10,762.85	\$10,762.85	\$0.00
2560	Fibras sintéticas, hules, plásticos y derivados	\$15,740.00	-\$1,131.79	\$14,608.21	\$14,608.21	\$0.00	\$14,608.21	\$0.00	\$0.00	\$14,608.21	\$14,608.21	\$0.00
2561	Fibras sintéticas, hules, plásticos y derivados	\$15,740.00	-\$1,131.79	\$14,608.21	\$14,608.21	\$0.00	\$14,608.21	\$0.00	\$0.00	\$14,608.21	\$14,608.21	\$0.00
2590	Otros productos químicos	\$53,000.00	-\$17,489.59	\$35,510.41	\$35,510.41	\$0.00	\$35,510.41	\$0.00	\$0.00	\$35,510.41	\$35,510.41	\$0.00
2591	Otros productos químicos	\$53,000.00	-\$17,489.59	\$35,510.41	\$35,510.41	\$0.00	\$35,510.41	\$0.00	\$0.00	\$35,510.41	\$35,510.41	\$0.00
2600	COMBUSTIBLES, LUBRICANTES Y ADITIVOS	\$149,250.00	\$65,521.51	\$214,771.51	\$214,771.51	\$0.00	\$214,771.51	\$0.00	\$0.00	\$214,771.51	\$214,771.51	\$0.00
2610	Combustibles, lubricantes y aditivos	\$149,250.00	\$65,521.51	\$214,771.51	\$214,771.51	\$0.00	\$214,771.51	\$0.00	\$0.00	\$214,771.51	\$214,771.51	\$0.00
2611	Combustibles	\$125,000.00	\$78,515.25	\$203,515.25	\$203,515.25	\$0.00	\$203,515.25	\$0.00	\$0.00	\$203,515.25	\$203,515.25	\$0.00
2612	Lubricantes y Aditivos	\$24,250.00	-\$12,993.74	\$11,256.26	\$11,256.26	\$0.00	\$11,256.26	\$0.00	\$0.00	\$11,256.26	\$11,256.26	\$0.00
2700	VESTUARIO, BLANCOS, PRENDAS DE PROTECCIÓN Y	\$121,592.27	\$28,045.89	\$149,638.16	\$149,638.16	\$0.00	\$149,638.16	\$0.00	\$0.00	\$149,638.16	\$149,638.16	\$0.00
2710	Vestuario y uniformes	\$55,000.00	\$67,706.22	\$122,706.22	\$122,706.22	\$0.00	\$122,706.22	\$0.00	\$0.00	\$122,706.22	\$122,706.22	\$0.00
2711	Vestuario y uniformes	\$55,000.00	\$67,706.22	\$122,706.22	\$122,706.22	\$0.00	\$122,706.22	\$0.00	\$0.00	\$122,706.22	\$122,706.22	\$0.00



Usr: subplaneacion
Rep: rptEstadoPresupuestoEgresos_FF

Instituto Tecnológico Superior de Tepeaca Estado de Puebla

Estado del Ejercicio del Presupuesto por Fuente de Financiamiento Al 31/dic/2019

Fecha y hora de Impresión | 16/ene/2020
03:20 p.m.

Fuente de Financiamiento		Aprobado	Ampliaciones / (Reducciones)	Presupuesto Vigente	Comprometido	Presupuesto Disponible para Comprometer	Devengado	Comprometido No Devengado	Presupuesto Sin Devengar	Ejercido	Pagado	Cuentas por Pagar Deuda
Objeto	del Gasto											
2720	Prendas de seguridad y protección personal	\$23,340.00	-\$22,224.45	\$1,115.55	\$1,115.55	\$0.00	\$1,115.55	\$0.00	\$0.00	\$1,115.55	\$1,115.55	\$0.00
2721	Prendas de seguridad y protección personal	\$23,340.00	-\$22,224.45	\$1,115.55	\$1,115.55	\$0.00	\$1,115.55	\$0.00	\$0.00	\$1,115.55	\$1,115.55	\$0.00
2730	Artículos deportivos	\$43,252.27	-\$17,560.87	\$25,691.40	\$25,691.40	\$0.00	\$25,691.40	\$0.00	\$0.00	\$25,691.40	\$25,691.40	\$0.00
2731	Artículos deportivos	\$43,252.27	-\$17,560.87	\$25,691.40	\$25,691.40	\$0.00	\$25,691.40	\$0.00	\$0.00	\$25,691.40	\$25,691.40	\$0.00
2740	Productos textiles	\$0.00	\$124.99	\$124.99	\$124.99	\$0.00	\$124.99	\$0.00	\$0.00	\$124.99	\$124.99	\$0.00
2741	Productos textiles	\$0.00	\$124.99	\$124.99	\$124.99	\$0.00	\$124.99	\$0.00	\$0.00	\$124.99	\$124.99	\$0.00
2900	HERRAMIENTAS, REFACCIONES Y ACCESORIOS MEN	\$248,166.00	\$39,669.19	\$287,835.19	\$287,835.19	\$0.00	\$287,835.19	\$0.00	\$0.00	\$287,835.19	\$287,835.19	\$0.00
2910	Herramientas menores	\$46,953.34	-\$27,417.88	\$19,535.46	\$19,535.46	\$0.00	\$19,535.46	\$0.00	\$0.00	\$19,535.46	\$19,535.46	\$0.00
2911	Herramientas menores	\$46,953.34	-\$27,417.88	\$19,535.46	\$19,535.46	\$0.00	\$19,535.46	\$0.00	\$0.00	\$19,535.46	\$19,535.46	\$0.00
2920	Refacciones y accesorios menores de edificios	\$41,597.22	-\$34,861.05	\$6,736.17	\$6,736.17	\$0.00	\$6,736.17	\$0.00	\$0.00	\$6,736.17	\$6,736.17	\$0.00
2921	Refacciones y accesorios menores de edificios	\$41,597.22	-\$34,861.05	\$6,736.17	\$6,736.17	\$0.00	\$6,736.17	\$0.00	\$0.00	\$6,736.17	\$6,736.17	\$0.00
2930	Refacciones y accesorios menores de mobiliario y equipo	\$15,232.00	-\$8,930.77	\$6,301.23	\$6,301.23	\$0.00	\$6,301.23	\$0.00	\$0.00	\$6,301.23	\$6,301.23	\$0.00
2931	Refacciones y accesorios menores de mobiliario y equipo	\$15,232.00	-\$8,930.77	\$6,301.23	\$6,301.23	\$0.00	\$6,301.23	\$0.00	\$0.00	\$6,301.23	\$6,301.23	\$0.00
2940	Refacciones y accesorios menores de equipo de cómputo	\$70,018.24	\$47,539.52	\$117,557.76	\$117,557.76	\$0.00	\$117,557.76	\$0.00	\$0.00	\$117,557.76	\$117,557.76	\$0.00
2941	Refacciones y accesorios menores de equipo de cómputo	\$70,018.24	\$47,539.52	\$117,557.76	\$117,557.76	\$0.00	\$117,557.76	\$0.00	\$0.00	\$117,557.76	\$117,557.76	\$0.00
2960	Refacciones y accesorios menores de equipo de transporte	\$30,000.00	\$66,683.47	\$96,683.47	\$96,683.47	\$0.00	\$96,683.47	\$0.00	\$0.00	\$96,683.47	\$96,683.47	\$0.00
2961	Refacciones y accesorios menores de equipo de transporte	\$30,000.00	\$66,683.47	\$96,683.47	\$96,683.47	\$0.00	\$96,683.47	\$0.00	\$0.00	\$96,683.47	\$96,683.47	\$0.00
2980	Refacciones y accesorios menores de maquinaria y otros	\$24,365.20	-\$21,415.20	\$2,950.00	\$2,950.00	\$0.00	\$2,950.00	\$0.00	\$0.00	\$2,950.00	\$2,950.00	\$0.00
2981	Refacciones y accesorios menores de maquinaria y otros	\$24,365.20	-\$21,415.20	\$2,950.00	\$2,950.00	\$0.00	\$2,950.00	\$0.00	\$0.00	\$2,950.00	\$2,950.00	\$0.00
2990	Refacciones y accesorios menores otros bienes muebles	\$20,000.00	\$18,071.10	\$38,071.10	\$38,071.10	\$0.00	\$38,071.10	\$0.00	\$0.00	\$38,071.10	\$38,071.10	\$0.00
2991	Refacciones y accesorios menores otros bienes muebles	\$20,000.00	\$18,071.10	\$38,071.10	\$38,071.10	\$0.00	\$38,071.10	\$0.00	\$0.00	\$38,071.10	\$38,071.10	\$0.00
3000	SERVICIOS GENERALES	\$2,787,417.70	-\$416,542.40	\$2,370,875.30	\$2,370,875.30	\$0.00	\$2,370,875.30	\$0.00	\$0.00	\$2,370,875.30	\$2,292,900.28	\$77,975.02
3100	SERVICIOS BÁSICOS	\$270,085.74	-\$32,114.44	\$237,971.30	\$237,971.30	\$0.00	\$237,971.30	\$0.00	\$0.00	\$237,971.30	\$237,971.30	\$0.00
3110	Energía eléctrica	\$91,200.00	\$25,234.00	\$116,434.00	\$116,434.00	\$0.00	\$116,434.00	\$0.00	\$0.00	\$116,434.00	\$116,434.00	\$0.00
3111	Energía eléctrica	\$91,200.00	\$25,234.00	\$116,434.00	\$116,434.00	\$0.00	\$116,434.00	\$0.00	\$0.00	\$116,434.00	\$116,434.00	\$0.00
3120	Gas	\$9,628.00	\$2,325.00	\$11,953.00	\$11,953.00	\$0.00	\$11,953.00	\$0.00	\$0.00	\$11,953.00	\$11,953.00	\$0.00
3121	Gas	\$9,628.00	\$2,325.00	\$11,953.00	\$11,953.00	\$0.00	\$11,953.00	\$0.00	\$0.00	\$11,953.00	\$11,953.00	\$0.00
3140	Telefonía tradicional	\$20,841.74	-\$16,333.37	\$4,508.37	\$4,508.37	\$0.00	\$4,508.37	\$0.00	\$0.00	\$4,508.37	\$4,508.37	\$0.00
3141	Telefonía tradicional	\$20,841.74	-\$16,333.37	\$4,508.37	\$4,508.37	\$0.00	\$4,508.37	\$0.00	\$0.00	\$4,508.37	\$4,508.37	\$0.00
3150	Telefonía celular	\$5,791.00	-\$5,791.00	\$0.00	\$0.00	\$0.00	\$0.00	\$0.00	\$0.00	\$0.00	\$0.00	\$0.00
3151	Telefonía celular	\$5,791.00	-\$5,791.00	\$0.00	\$0.00	\$0.00	\$0.00	\$0.00	\$0.00	\$0.00	\$0.00	\$0.00



Utr: subplaneacion
Rep: rptEstadoPresupuestoEgresos_FF

Instituto Tecnológico Superior de Tepeaca Estado de Puebla

Estado del Ejercicio del Presupuesto por Fuente de Financiamiento Al 31/dic/2019

Fecha y hora de Impresión | 16/ene/2020
03:20 p.m.

Fuente de Financiamiento		Aprobado	Ampliaciones / (Reducciones)	Presupuesto Vigente	Comprometido	Presupuesto Disponible para Comprometer	Devengado	Comprometido No Devengado	Presupuesto Sin Devengar	Ejercido	Pagado	Cuentas por Pagar Deuda
Objeto	Gasto											
3170	Servicios de acceso de Internet, redes y procesamiento d	\$140,000.00	-\$35,600.00	\$104,400.00	\$104,400.00	\$0.00	\$104,400.00	\$0.00	\$0.00	\$104,400.00	\$104,400.00	\$0.00
3171	Servicios de acceso de Internet, redes y procesamiento d	\$140,000.00	-\$35,600.00	\$104,400.00	\$104,400.00	\$0.00	\$104,400.00	\$0.00	\$0.00	\$104,400.00	\$104,400.00	\$0.00
3180	Servicios postales y telegráficos	\$2,625.00	-\$1,949.07	\$675.93	\$675.93	\$0.00	\$675.93	\$0.00	\$0.00	\$675.93	\$675.93	\$0.00
3181	Servicios postales y telegráficos	\$2,625.00	-\$1,949.07	\$675.93	\$675.93	\$0.00	\$675.93	\$0.00	\$0.00	\$675.93	\$675.93	\$0.00
3200	SERVICIOS DE ARRENDAMIENTO	\$230,470.00	-\$23,268.47	\$207,201.53	\$207,201.53	\$0.00	\$207,201.53	\$0.00	\$0.00	\$207,201.53	\$207,201.53	\$0.00
3230	Arrendamiento de mobiliario y equipo de administración, €	\$40,470.00	\$4,530.00	\$45,000.00	\$45,000.00	\$0.00	\$45,000.00	\$0.00	\$0.00	\$45,000.00	\$45,000.00	\$0.00
3231	Arrendamiento de mobiliario y equipo de administración, €	\$40,470.00	\$4,530.00	\$45,000.00	\$45,000.00	\$0.00	\$45,000.00	\$0.00	\$0.00	\$45,000.00	\$45,000.00	\$0.00
3260	Arrendamiento de maquinaria, otros equipos y herramient	\$35,000.00	-\$500.00	\$34,500.00	\$34,500.00	\$0.00	\$34,500.00	\$0.00	\$0.00	\$34,500.00	\$34,500.00	\$0.00
3261	Arrendamiento de maquinaria, otros equipos y herramient	\$35,000.00	-\$500.00	\$34,500.00	\$34,500.00	\$0.00	\$34,500.00	\$0.00	\$0.00	\$34,500.00	\$34,500.00	\$0.00
3270	Arrendamiento de activos intangibles	\$135,000.00	-\$21,775.07	\$113,224.93	\$113,224.93	\$0.00	\$113,224.93	\$0.00	\$0.00	\$113,224.93	\$113,224.93	\$0.00
3271	Arrendamiento de activos intangibles	\$135,000.00	-\$21,775.07	\$113,224.93	\$113,224.93	\$0.00	\$113,224.93	\$0.00	\$0.00	\$113,224.93	\$113,224.93	\$0.00
3290	Otros arrendamientos	\$20,000.00	-\$5,523.40	\$14,476.60	\$14,476.60	\$0.00	\$14,476.60	\$0.00	\$0.00	\$14,476.60	\$14,476.60	\$0.00
3291	Otros arrendamientos	\$20,000.00	-\$5,523.40	\$14,476.60	\$14,476.60	\$0.00	\$14,476.60	\$0.00	\$0.00	\$14,476.60	\$14,476.60	\$0.00
3300	SERVICIOS PROFESIONALES, CIENTÍFICOS, TÉCNICO	\$976,655.24	-\$148,312.51	\$828,342.73	\$828,342.73	\$0.00	\$828,342.73	\$0.00	\$0.00	\$828,342.73	\$828,342.73	\$0.00
3310	Servicios legales, de contabilidad, auditoría y relacionado	\$400,000.00	-\$31,024.80	\$368,975.20	\$368,975.20	\$0.00	\$368,975.20	\$0.00	\$0.00	\$368,975.20	\$368,975.20	\$0.00
3311	Servicios legales, de contabilidad, auditoría y relacionado	\$400,000.00	-\$31,024.80	\$368,975.20	\$368,975.20	\$0.00	\$368,975.20	\$0.00	\$0.00	\$368,975.20	\$368,975.20	\$0.00
3340	Servicios de capacitación	\$130,000.00	-\$83,600.00	\$46,400.00	\$46,400.00	\$0.00	\$46,400.00	\$0.00	\$0.00	\$46,400.00	\$46,400.00	\$0.00
3341	Servicios de capacitación	\$130,000.00	-\$83,600.00	\$46,400.00	\$46,400.00	\$0.00	\$46,400.00	\$0.00	\$0.00	\$46,400.00	\$46,400.00	\$0.00
3350	Servicios de investigación científica y desarrollo	\$0.00	\$2,401.20	\$2,401.20	\$2,401.20	\$0.00	\$2,401.20	\$0.00	\$0.00	\$2,401.20	\$2,401.20	\$0.00
3351	Servicios de investigación científica y desarrollo	\$0.00	\$2,401.20	\$2,401.20	\$2,401.20	\$0.00	\$2,401.20	\$0.00	\$0.00	\$2,401.20	\$2,401.20	\$0.00
3360	Servicios de apoyo administrativo, fotocopiado e impresió	\$47,567.24	-\$28,635.91	\$18,931.33	\$18,931.33	\$0.00	\$18,931.33	\$0.00	\$0.00	\$18,931.33	\$18,931.33	\$0.00
3361	Servicios de apoyo administrativo, fotocopiado e impresió	\$47,567.24	-\$28,635.91	\$18,931.33	\$18,931.33	\$0.00	\$18,931.33	\$0.00	\$0.00	\$18,931.33	\$18,931.33	\$0.00
3370	Servicios de protección y seguridad	\$4,646.00	-\$4,646.00	\$0.00	\$0.00	\$0.00	\$0.00	\$0.00	\$0.00	\$0.00	\$0.00	\$0.00
3371	Servicios de protección y seguridad	\$4,646.00	-\$4,646.00	\$0.00	\$0.00	\$0.00	\$0.00	\$0.00	\$0.00	\$0.00	\$0.00	\$0.00
3380	Servicios de vigilancia	\$394,442.00	-\$2,807.00	\$391,635.00	\$391,635.00	\$0.00	\$391,635.00	\$0.00	\$0.00	\$391,635.00	\$391,635.00	\$0.00
3381	Servicios de vigilancia	\$394,442.00	-\$2,807.00	\$391,635.00	\$391,635.00	\$0.00	\$391,635.00	\$0.00	\$0.00	\$391,635.00	\$391,635.00	\$0.00
3400	SERVICIOS FINANCIEROS, BANCARIOS Y COMERCIAI	\$129,237.97	\$10,106.27	\$139,344.24	\$139,344.24	\$0.00	\$139,344.24	\$0.00	\$0.00	\$139,344.24	\$139,344.24	\$0.00
3410	Servicios financieros y bancarios	\$28,000.00	-\$14,577.06	\$13,422.94	\$13,422.94	\$0.00	\$13,422.94	\$0.00	\$0.00	\$13,422.94	\$13,422.94	\$0.00
3411	Servicios financieros y bancarios	\$28,000.00	-\$14,577.06	\$13,422.94	\$13,422.94	\$0.00	\$13,422.94	\$0.00	\$0.00	\$13,422.94	\$13,422.94	\$0.00
3450	Seguro de bienes patrimoniales	\$61,237.97	\$17,497.27	\$78,735.24	\$78,735.24	\$0.00	\$78,735.24	\$0.00	\$0.00	\$78,735.24	\$78,735.24	\$0.00
3451	Seguro de bienes patrimoniales	\$61,237.97	\$17,497.27	\$78,735.24	\$78,735.24	\$0.00	\$78,735.24	\$0.00	\$0.00	\$78,735.24	\$78,735.24	\$0.00



Usr: subplaneacion
Rep: rptEstadoPresupuestoEgresos_FF

Instituto Tecnológico Superior de Tepeaca Estado de Puebla

Estado del Ejercicio del Presupuesto por Fuente de Financiamiento Al 31/dic/2019

Fecha y hora de Impresión | 16/ene/2020
03:20 p.m.

Fuente de Financiamiento		Aprobado	Ampliaciones / (Reducciones)	Presupuesto Vigente	Comprometido	Presupuesto Disponibile para Comprometer	Devengado	Comprometido No Devengado	Presupuesto Sin Devengar	Ejercido	Pagado	Cuentas por Pagar Deuda
Objeto	del Gasto											
3470	Fletes y maniobras	\$0.00	\$1,209.97	\$1,209.97	\$1,209.97	\$0.00	\$1,209.97	\$0.00	\$0.00	\$1,209.97	\$1,209.97	\$0.00
3471	Fletes y maniobras	\$0.00	\$1,209.97	\$1,209.97	\$1,209.97	\$0.00	\$1,209.97	\$0.00	\$0.00	\$1,209.97	\$1,209.97	\$0.00
3480	Comisiones por ventas	\$40,000.00	\$5,976.09	\$45,976.09	\$45,976.09	\$0.00	\$45,976.09	\$0.00	\$0.00	\$45,976.09	\$45,976.09	\$0.00
3481	Comisiones por ventas	\$40,000.00	\$5,976.09	\$45,976.09	\$45,976.09	\$0.00	\$45,976.09	\$0.00	\$0.00	\$45,976.09	\$45,976.09	\$0.00
3500	SERVICIOS DE INSTALACIÓN, REPARACIÓN, MANTEN	\$331,757.44	\$81,454.56	\$413,212.00	\$413,212.00	\$0.00	\$413,212.00	\$0.00	\$0.00	\$413,212.00	\$413,212.00	\$0.00
3510	Conservación y mantenimiento menor de inmuebles	\$131,684.60	\$97,338.43	\$229,023.03	\$229,023.03	\$0.00	\$229,023.03	\$0.00	\$0.00	\$229,023.03	\$229,023.03	\$0.00
3511	Conservación y mantenimiento menor de inmuebles	\$131,684.60	\$97,338.43	\$229,023.03	\$229,023.03	\$0.00	\$229,023.03	\$0.00	\$0.00	\$229,023.03	\$229,023.03	\$0.00
3520	Instalación, reparación y mantenimiento de mobiliario y ex	\$37,663.74	-\$3,207.10	\$34,456.64	\$34,456.64	\$0.00	\$34,456.64	\$0.00	\$0.00	\$34,456.64	\$34,456.64	\$0.00
3521	Instalación, reparación y mantenimiento de mobiliario y ex	\$37,663.74	-\$3,207.10	\$34,456.64	\$34,456.64	\$0.00	\$34,456.64	\$0.00	\$0.00	\$34,456.64	\$34,456.64	\$0.00
3530	Instalación, reparación y mantenimiento de equipo de cór	\$31,617.00	\$4,459.00	\$36,076.00	\$36,076.00	\$0.00	\$36,076.00	\$0.00	\$0.00	\$36,076.00	\$36,076.00	\$0.00
3531	Instalación, reparación y mantenimiento de equipo de cór	\$31,617.00	\$4,459.00	\$36,076.00	\$36,076.00	\$0.00	\$36,076.00	\$0.00	\$0.00	\$36,076.00	\$36,076.00	\$0.00
3550	Reparación y mantenimiento de equipo de transporte	\$37,668.49	-\$200.16	\$37,468.33	\$37,468.33	\$0.00	\$37,468.33	\$0.00	\$0.00	\$37,468.33	\$37,468.33	\$0.00
3551	Reparación y mantenimiento de equipo de transporte	\$37,668.49	-\$200.16	\$37,468.33	\$37,468.33	\$0.00	\$37,468.33	\$0.00	\$0.00	\$37,468.33	\$37,468.33	\$0.00
3570	Instalación, reparación y mantenimiento de maquinaria, o	\$16,839.74	\$28,980.26	\$45,820.00	\$45,820.00	\$0.00	\$45,820.00	\$0.00	\$0.00	\$45,820.00	\$45,820.00	\$0.00
3571	Instalación, reparación y mantenimiento de maquinaria, o	\$16,839.74	\$28,980.26	\$45,820.00	\$45,820.00	\$0.00	\$45,820.00	\$0.00	\$0.00	\$45,820.00	\$45,820.00	\$0.00
3580	Servicios de limpieza y manejo de desechos	\$32,423.81	-\$28,363.81	\$4,060.00	\$4,060.00	\$0.00	\$4,060.00	\$0.00	\$0.00	\$4,060.00	\$4,060.00	\$0.00
3581	Servicios de limpieza y manejo de desechos	\$32,423.81	-\$28,363.81	\$4,060.00	\$4,060.00	\$0.00	\$4,060.00	\$0.00	\$0.00	\$4,060.00	\$4,060.00	\$0.00
3590	Servicios de jardinería y fumigación	\$43,860.06	-\$17,552.06	\$26,308.00	\$26,308.00	\$0.00	\$26,308.00	\$0.00	\$0.00	\$26,308.00	\$26,308.00	\$0.00
3591	Servicios de jardinería y fumigación	\$43,860.06	-\$17,552.06	\$26,308.00	\$26,308.00	\$0.00	\$26,308.00	\$0.00	\$0.00	\$26,308.00	\$26,308.00	\$0.00
3600	SERVICIOS DE COMUNICACIÓN SOCIAL Y PUBLICIDA	\$100,000.00	-\$100,000.00	\$0.00	\$0.00	\$0.00	\$0.00	\$0.00	\$0.00	\$0.00	\$0.00	\$0.00
3610	Difusión por radio, televisión y otros medios de mensajes	\$100,000.00	-\$100,000.00	\$0.00	\$0.00	\$0.00	\$0.00	\$0.00	\$0.00	\$0.00	\$0.00	\$0.00
3611	Difusión por radio, televisión y otros medios de mensajes	\$100,000.00	-\$100,000.00	\$0.00	\$0.00	\$0.00	\$0.00	\$0.00	\$0.00	\$0.00	\$0.00	\$0.00
3700	SERVICIOS DE TRASLADO Y VIÁTICOS	\$157,483.34	-\$71,234.02	\$86,249.32	\$86,249.32	\$0.00	\$86,249.32	\$0.00	\$0.00	\$86,249.32	\$86,249.32	\$0.00
3710	Pasajes aéreos	\$25,000.00	-\$10,222.00	\$14,778.00	\$14,778.00	\$0.00	\$14,778.00	\$0.00	\$0.00	\$14,778.00	\$14,778.00	\$0.00
3711	Pasajes Aéreos Nacionales	\$25,000.00	-\$10,222.00	\$14,778.00	\$14,778.00	\$0.00	\$14,778.00	\$0.00	\$0.00	\$14,778.00	\$14,778.00	\$0.00
3720	Pasajes terrestres	\$30,646.92	-\$19,844.92	\$10,802.00	\$10,802.00	\$0.00	\$10,802.00	\$0.00	\$0.00	\$10,802.00	\$10,802.00	\$0.00
3721	Pasajes terrestres Nacionales	\$30,646.92	-\$19,844.92	\$10,802.00	\$10,802.00	\$0.00	\$10,802.00	\$0.00	\$0.00	\$10,802.00	\$10,802.00	\$0.00
3750	Viáticos en el país	\$98,836.42	-\$44,672.10	\$54,164.32	\$54,164.32	\$0.00	\$54,164.32	\$0.00	\$0.00	\$54,164.32	\$54,164.32	\$0.00
3751	Viáticos en el país	\$98,836.42	-\$44,672.10	\$54,164.32	\$54,164.32	\$0.00	\$54,164.32	\$0.00	\$0.00	\$54,164.32	\$54,164.32	\$0.00
3780	Servicios integrales de traslado y viáticos	\$3,000.00	\$3,505.00	\$6,505.00	\$6,505.00	\$0.00	\$6,505.00	\$0.00	\$0.00	\$6,505.00	\$6,505.00	\$0.00
3781	Servicios integrales de traslado y viáticos	\$3,000.00	\$3,505.00	\$6,505.00	\$6,505.00	\$0.00	\$6,505.00	\$0.00	\$0.00	\$6,505.00	\$6,505.00	\$0.00



Usr: subplaneacion
Rep: rptEstadoPresupuestoEgresos_FF

Instituto Tecnológico Superior de Tepeaca Estado de Puebla

Estado del Ejercicio del Presupuesto por Fuente de Financiamiento Al 31/dic/2019

Fecha y hora de Impresión | 16/ene/2020
03:20 p.m.

Fuente de Financiamiento		Aprobado	Ampliaciones / (Reducciones)	Presupuesto Vigente	Comprometido	Presupuesto Disponibile para Comprometer	Devengado	Comprometido No Devengado	Presupuesto Sin Devengar	Ejercido	Pagado	Cuentas por Pagar Deuda
Objeto	Gasto											
3800	SERVICIOS OFICIALES	\$126,747.94	-\$62,357.83	\$64,390.11	\$64,390.11	\$0.00	\$64,390.11	\$0.00	\$0.00	\$64,390.11	\$64,390.11	\$0.00
3820	Gastos de orden social y cultural	\$60,225.94	-\$359.83	\$59,866.11	\$59,866.11	\$0.00	\$59,866.11	\$0.00	\$0.00	\$59,866.11	\$59,866.11	\$0.00
3821	Gastos de orden social y cultural	\$60,225.94	-\$359.83	\$59,866.11	\$59,866.11	\$0.00	\$59,866.11	\$0.00	\$0.00	\$59,866.11	\$59,866.11	\$0.00
3830	Congresos y convenciones	\$66,522.00	-\$61,998.00	\$4,524.00	\$4,524.00	\$0.00	\$4,524.00	\$0.00	\$0.00	\$4,524.00	\$4,524.00	\$0.00
3831	Congresos y convenciones	\$66,522.00	-\$61,998.00	\$4,524.00	\$4,524.00	\$0.00	\$4,524.00	\$0.00	\$0.00	\$4,524.00	\$4,524.00	\$0.00
3900	OTROS SERVICIOS GENERALES	\$464,980.03	-\$70,815.96	\$394,164.07	\$394,164.07	\$0.00	\$394,164.07	\$0.00	\$0.00	\$394,164.07	\$316,189.05	\$77,975.02
3920	Impuestos y derechos	\$75,000.00	-\$42,429.79	\$32,570.21	\$32,570.21	\$0.00	\$32,570.21	\$0.00	\$0.00	\$32,570.21	\$32,570.21	\$0.00
3921	Impuestos y derechos	\$75,000.00	-\$42,429.79	\$32,570.21	\$32,570.21	\$0.00	\$32,570.21	\$0.00	\$0.00	\$32,570.21	\$32,570.21	\$0.00
3980	Impuesto sobre nóminas y otros que se deriven de una re	\$389,980.03	-\$28,386.17	\$361,593.86	\$361,593.86	\$0.00	\$361,593.86	\$0.00	\$0.00	\$361,593.86	\$283,618.84	\$77,975.02
3981	Impuesto sobre nóminas y otros que se deriven de una re	\$389,980.03	-\$28,386.17	\$361,593.86	\$361,593.86	\$0.00	\$361,593.86	\$0.00	\$0.00	\$361,593.86	\$283,618.84	\$77,975.02
4000	TRANSFERENCIAS, ASIGNACIONES, SUBSIDIO	\$250,000.00	-\$166,703.07	\$83,296.93	\$83,296.93	\$0.00	\$83,296.93	\$0.00	\$0.00	\$83,296.93	\$83,296.93	\$0.00
4400	AYUDAS SOCIALES	\$250,000.00	-\$166,703.07	\$83,296.93	\$83,296.93	\$0.00	\$83,296.93	\$0.00	\$0.00	\$83,296.93	\$83,296.93	\$0.00
4440	Ayudas sociales a actividades científicas o académicas	\$250,000.00	-\$166,703.07	\$83,296.93	\$83,296.93	\$0.00	\$83,296.93	\$0.00	\$0.00	\$83,296.93	\$83,296.93	\$0.00
4441	Ayudas sociales a actividades científicas o académicas	\$250,000.00	-\$166,703.07	\$83,296.93	\$83,296.93	\$0.00	\$83,296.93	\$0.00	\$0.00	\$83,296.93	\$83,296.93	\$0.00
ESTATAL		\$19,257,509.00	\$1,811,771.00	\$21,069,280.00	\$21,069,280.00	\$0.00	\$21,069,280.00	\$0.00	\$0.00	\$21,069,280.00	\$20,531,410.95	\$537,869.05
17 CAPTACION DE DERECHOS												
1000	SERVICIOS PERSONALES	\$2,206,163.00	-\$1,697,846.66	\$508,316.34	\$508,316.34	\$0.00	\$508,316.34	\$0.00	\$0.00	\$508,316.34	\$508,316.34	\$0.00
1500	OTRAS PRESTACIONES SOCIALES Y ECONÓMICAS	\$2,206,163.00	-\$2,074,747.94	\$131,415.06	\$131,415.06	\$0.00	\$131,415.06	\$0.00	\$0.00	\$131,415.06	\$131,415.06	\$0.00
1520	Indemnizaciones	\$2,206,163.00	-\$2,074,747.94	\$131,415.06	\$131,415.06	\$0.00	\$131,415.06	\$0.00	\$0.00	\$131,415.06	\$131,415.06	\$0.00
1521	Indemnizaciones	\$2,206,163.00	-\$2,074,747.94	\$131,415.06	\$131,415.06	\$0.00	\$131,415.06	\$0.00	\$0.00	\$131,415.06	\$131,415.06	\$0.00
1700	PAGO DE ESTÍMULOS A SERVIDORES PÚBLICOS	\$0.00	\$376,901.28	\$376,901.28	\$376,901.28	\$0.00	\$376,901.28	\$0.00	\$0.00	\$376,901.28	\$376,901.28	\$0.00
1710	Estímulos	\$0.00	\$376,901.28	\$376,901.28	\$376,901.28	\$0.00	\$376,901.28	\$0.00	\$0.00	\$376,901.28	\$376,901.28	\$0.00
1711	Estímulos	\$0.00	\$376,901.28	\$376,901.28	\$376,901.28	\$0.00	\$376,901.28	\$0.00	\$0.00	\$376,901.28	\$376,901.28	\$0.00
2000	MATERIALES Y SUMINISTROS	\$0.00	\$244,349.32	\$244,349.32	\$243,899.32	\$450.00	\$243,899.32	\$0.00	\$450.00	\$243,899.32	\$243,899.32	\$0.00
2100	MATERIALES DE ADMINISTRACIÓN, EMISIÓN DE DOC	\$0.00	\$60,018.03	\$60,018.03	\$59,568.03	\$450.00	\$59,568.03	\$0.00	\$450.00	\$59,568.03	\$59,568.03	\$0.00
2140	Materiales, útiles y equipos menores de tecnologías de la	\$0.00	\$898.92	\$898.92	\$448.92	\$450.00	\$448.92	\$0.00	\$450.00	\$448.92	\$448.92	\$0.00
2141	Materiales, útiles y equipos menores de tecnologías de la	\$0.00	\$898.92	\$898.92	\$448.92	\$450.00	\$448.92	\$0.00	\$450.00	\$448.92	\$448.92	\$0.00
2170	Materiales y útiles de enseñanza	\$0.00	\$59,119.11	\$59,119.11	\$59,119.11	\$0.00	\$59,119.11	\$0.00	\$0.00	\$59,119.11	\$59,119.11	\$0.00
2171	Materiales y útiles de enseñanza	\$0.00	\$59,119.11	\$59,119.11	\$59,119.11	\$0.00	\$59,119.11	\$0.00	\$0.00	\$59,119.11	\$59,119.11	\$0.00
2200	ALIMENTOS Y UTENSILIOS	\$0.00	\$174,826.18	\$174,826.18	\$174,826.18	\$0.00	\$174,826.18	\$0.00	\$0.00	\$174,826.18	\$174,826.18	\$0.00



Usr: subplaneacion
Rep: rptEstadoPresupuestoEgresos_FF

Instituto Tecnológico Superior de Tepeaca Estado de Puebla


Estado del Ejercicio del Presupuesto por Fuente de Financiamiento Al 31/dic/2019

Fecha y hora de Impresión | 16/ene/2020
03:20 p.m.

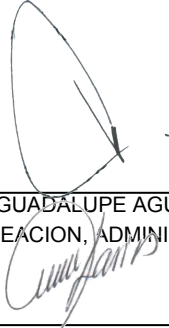
Fuente de Financiamiento		Aprobado	Ampliaciones / (Reducciones)	Presupuesto Vigente	Comprometido	Presupuesto Disponible para Comprometer	Devengado	Comprometido No Devengado	Presupuesto Sin Devengar	Ejercido	Pagado	Cuentas por
Objeto	del Gasto											Pagar Deuda
2230	Utensilios para el servicio de alimentación	\$0.00	\$174,826.18	\$174,826.18	\$174,826.18	\$0.00	\$174,826.18	\$0.00	\$0.00	\$174,826.18	\$174,826.18	\$0.00
2231	Utensilios para el servicio de alimentación	\$0.00	\$174,826.18	\$174,826.18	\$174,826.18	\$0.00	\$174,826.18	\$0.00	\$0.00	\$174,826.18	\$174,826.18	\$0.00
2900	HERRAMIENTAS, REFACCIONES Y ACCESORIOS MEN	\$0.00	\$9,505.11	\$9,505.11	\$9,505.11	\$0.00	\$9,505.11	\$0.00	\$0.00	\$9,505.11	\$9,505.11	\$0.00
2910	Herramientas menores	\$0.00	\$9,505.11	\$9,505.11	\$9,505.11	\$0.00	\$9,505.11	\$0.00	\$0.00	\$9,505.11	\$9,505.11	\$0.00
2911	Herramientas menores	\$0.00	\$9,505.11	\$9,505.11	\$9,505.11	\$0.00	\$9,505.11	\$0.00	\$0.00	\$9,505.11	\$9,505.11	\$0.00
3000	SERVICIOS GENERALES	\$0.00	\$712,577.92	\$712,577.92	\$663,888.01	\$48,689.91	\$663,888.01	\$0.00	\$48,689.91	\$663,888.01	\$663,888.01	\$0.00
3300	SERVICIOS PROFESIONALES, CIENTÍFICOS, TÉCNICO	\$0.00	\$670,750.00	\$670,750.00	\$625,730.00	\$45,020.00	\$625,730.00	\$0.00	\$45,020.00	\$625,730.00	\$625,730.00	\$0.00
3310	Servicios legales, de contabilidad, auditoría y relacionado	\$0.00	\$435,000.00	\$435,000.00	\$435,000.00	\$0.00	\$435,000.00	\$0.00	\$0.00	\$435,000.00	\$435,000.00	\$0.00
3311	Servicios legales, de contabilidad, auditoría y relacionado	\$0.00	\$435,000.00	\$435,000.00	\$435,000.00	\$0.00	\$435,000.00	\$0.00	\$0.00	\$435,000.00	\$435,000.00	\$0.00
3340	Servicios de capacitación	\$0.00	\$235,750.00	\$235,750.00	\$190,730.00	\$45,020.00	\$190,730.00	\$0.00	\$45,020.00	\$190,730.00	\$190,730.00	\$0.00
3341	Servicios de capacitación	\$0.00	\$235,750.00	\$235,750.00	\$190,730.00	\$45,020.00	\$190,730.00	\$0.00	\$45,020.00	\$190,730.00	\$190,730.00	\$0.00
3500	SERVICIOS DE INSTALACIÓN, REPARACIÓN, MANTEN	\$0.00	\$9,294.01	\$9,294.01	\$9,294.01	\$0.00	\$9,294.01	\$0.00	\$0.00	\$9,294.01	\$9,294.01	\$0.00
3570	Instalación, reparación y mantenimiento de maquinaria, o	\$0.00	\$9,294.01	\$9,294.01	\$9,294.01	\$0.00	\$9,294.01	\$0.00	\$0.00	\$9,294.01	\$9,294.01	\$0.00
3571	Instalación, reparación y mantenimiento de maquinaria, o	\$0.00	\$9,294.01	\$9,294.01	\$9,294.01	\$0.00	\$9,294.01	\$0.00	\$0.00	\$9,294.01	\$9,294.01	\$0.00
3700	SERVICIOS DE TRASLADO Y VIÁTICOS	\$0.00	\$8,033.91	\$8,033.91	\$4,364.00	\$3,669.91	\$4,364.00	\$0.00	\$3,669.91	\$4,364.00	\$4,364.00	\$0.00
3710	Pasajes aéreos	\$0.00	\$3,421.14	\$3,421.14	\$0.00	\$3,421.14	\$0.00	\$0.00	\$3,421.14	\$0.00	\$0.00	\$0.00
3711	Pasajes Aéreos Nacionales	\$0.00	\$3,421.14	\$3,421.14	\$0.00	\$3,421.14	\$0.00	\$0.00	\$3,421.14	\$0.00	\$0.00	\$0.00
3720	Pasajes terrestres	\$0.00	\$2,600.00	\$2,600.00	\$2,551.23	\$48.77	\$2,551.23	\$0.00	\$48.77	\$2,551.23	\$2,551.23	\$0.00
3721	Pasajes terrestres Nacionales	\$0.00	\$2,600.00	\$2,600.00	\$2,551.23	\$48.77	\$2,551.23	\$0.00	\$48.77	\$2,551.23	\$2,551.23	\$0.00
3750	Viáticos en el país	\$0.00	\$2,012.77	\$2,012.77	\$1,812.77	\$200.00	\$1,812.77	\$0.00	\$200.00	\$1,812.77	\$1,812.77	\$0.00
3751	Viáticos en el país	\$0.00	\$2,012.77	\$2,012.77	\$1,812.77	\$200.00	\$1,812.77	\$0.00	\$200.00	\$1,812.77	\$1,812.77	\$0.00
3900	OTROS SERVICIOS GENERALES	\$0.00	\$24,500.00	\$24,500.00	\$24,500.00	\$0.00	\$24,500.00	\$0.00	\$0.00	\$24,500.00	\$24,500.00	\$0.00
3920	Impuestos y derechos	\$0.00	\$24,500.00	\$24,500.00	\$24,500.00	\$0.00	\$24,500.00	\$0.00	\$0.00	\$24,500.00	\$24,500.00	\$0.00
3921	Impuestos y derechos	\$0.00	\$24,500.00	\$24,500.00	\$24,500.00	\$0.00	\$24,500.00	\$0.00	\$0.00	\$24,500.00	\$24,500.00	\$0.00
4000	TRANSFERENCIAS, ASIGNACIONES, SUBSIDIO	\$0.00	\$304,974.23	\$304,974.23	\$248,861.00	\$56,113.23	\$248,861.00	\$0.00	\$56,113.23	\$248,861.00	\$248,861.00	\$0.00
4400	AYUDAS SOCIALES	\$0.00	\$304,974.23	\$304,974.23	\$248,861.00	\$56,113.23	\$248,861.00	\$0.00	\$56,113.23	\$248,861.00	\$248,861.00	\$0.00
4410	Ayudas sociales a personas	\$0.00	\$130,787.00	\$130,787.00	\$130,787.00	\$0.00	\$130,787.00	\$0.00	\$0.00	\$130,787.00	\$130,787.00	\$0.00
4411	Ayudas sociales a personas	\$0.00	\$130,787.00	\$130,787.00	\$130,787.00	\$0.00	\$130,787.00	\$0.00	\$0.00	\$130,787.00	\$130,787.00	\$0.00
4440	Ayudas sociales a actividades científicas o académicas	\$0.00	\$174,187.23	\$174,187.23	\$118,074.00	\$56,113.23	\$118,074.00	\$0.00	\$56,113.23	\$118,074.00	\$118,074.00	\$0.00
4441	Ayudas sociales a actividades científicas o académicas	\$0.00	\$174,187.23	\$174,187.23	\$118,074.00	\$56,113.23	\$118,074.00	\$0.00	\$56,113.23	\$118,074.00	\$118,074.00	\$0.00
5000	BIENES MUEBLES, INMUEBLES E INTANGIBLES	\$0.00	\$513,193.59	\$513,193.59	\$482,363.38	\$30,830.21	\$482,363.38	\$0.00	\$30,830.21	\$482,363.38	\$482,363.38	\$0.00


Objeto del Gasto	Fuente de Financiamiento	Aprobado	Ampliaciones / (Reducciones)	Presupuesto Vigente	Comprometido	Presupuesto Disponible para Comprometer	Devengado	Comprometido No Devengado	Presupuesto Sin Devengar	Ejercido	Pagado	Cuentas por Pagar Deuda
5100	MOBILIARIO Y EQUIPO DE ADMINISTRACIÓN	\$0.00	\$3,799.04	\$3,799.04	\$3,799.04	\$0.00	\$3,799.04	\$0.00	\$0.00	\$3,799.04	\$3,799.04	\$0.00
5110	Muebles de oficina y estantería	\$0.00	\$3,799.04	\$3,799.04	\$3,799.04	\$0.00	\$3,799.04	\$0.00	\$0.00	\$3,799.04	\$3,799.04	\$0.00
5111	Muebles de oficina y estantería	\$0.00	\$3,799.04	\$3,799.04	\$3,799.04	\$0.00	\$3,799.04	\$0.00	\$0.00	\$3,799.04	\$3,799.04	\$0.00
5200	MOBILIARIO Y EQUIPO EDUCACIONAL Y RECREATIVO	\$0.00	\$27,608.00	\$27,608.00	\$27,608.00	\$0.00	\$27,608.00	\$0.00	\$0.00	\$27,608.00	\$27,608.00	\$0.00
5210	Equipos y aparatos audiovisuales	\$0.00	\$5,859.16	\$5,859.16	\$5,859.16	\$0.00	\$5,859.16	\$0.00	\$0.00	\$5,859.16	\$5,859.16	\$0.00
5211	Equipos y aparatos audiovisuales	\$0.00	\$5,859.16	\$5,859.16	\$5,859.16	\$0.00	\$5,859.16	\$0.00	\$0.00	\$5,859.16	\$5,859.16	\$0.00
5230	Cámaras fotográficas y de video	\$0.00	\$21,748.84	\$21,748.84	\$21,748.84	\$0.00	\$21,748.84	\$0.00	\$0.00	\$21,748.84	\$21,748.84	\$0.00
5231	Cámaras fotográficas y de video	\$0.00	\$21,748.84	\$21,748.84	\$21,748.84	\$0.00	\$21,748.84	\$0.00	\$0.00	\$21,748.84	\$21,748.84	\$0.00
5600	MAQUINARIA, OTROS EQUIPOS Y HERRAMIENTAS	\$0.00	\$481,786.55	\$481,786.55	\$450,956.34	\$30,830.21	\$450,956.34	\$0.00	\$30,830.21	\$450,956.34	\$450,956.34	\$0.00
5670	Herramientas y máquinas-herramienta	\$0.00	\$22,042.98	\$22,042.98	\$22,042.98	\$0.00	\$22,042.98	\$0.00	\$0.00	\$22,042.98	\$22,042.98	\$0.00
5671	Herramientas y máquinas-herramienta	\$0.00	\$22,042.98	\$22,042.98	\$22,042.98	\$0.00	\$22,042.98	\$0.00	\$0.00	\$22,042.98	\$22,042.98	\$0.00
5690	Otros equipos	\$0.00	\$459,743.57	\$459,743.57	\$428,913.36	\$30,830.21	\$428,913.36	\$0.00	\$30,830.21	\$428,913.36	\$428,913.36	\$0.00
5691	Otros equipos	\$0.00	\$459,743.57	\$459,743.57	\$428,913.36	\$30,830.21	\$428,913.36	\$0.00	\$30,830.21	\$428,913.36	\$428,913.36	\$0.00
CAPTACION DE DERECHOS		\$2,206,163.00	\$77,248.40	\$2,283,411.40	\$2,147,328.05	\$136,083.35	\$2,147,328.05	\$0.00	\$136,083.35	\$2,147,328.05	\$2,147,328.05	\$0.00
Total Final		\$40,996,181.00	\$8,803,800.34	\$49,799,981.34	\$48,282,958.72	\$1,517,022.62	\$48,282,958.72	\$0.00	\$1,517,022.62	\$48,282,958.72	\$47,488,759.63	\$794,199.09

"Bajo protesta de decir verdad declaramos que los Estados Financieros y sus notas, son razonablemente correctos y son responsabilidad del emisor".


DRA. MARÍA LUISA JUAREZ HERNANDEZ
DIRECTORA GENERAL


MI. GABRIELA CECILIA PORTES FLORES LARA
SUBDIRECTORA DE PLANEACIÓN Y EVALUACIÓN


MIA. JOSÉ GUADALUPE AGUILAR JIMÉNEZ
DIRECTOR DE PLANEACION, ADMINISTRACION Y FINANZAS


CP. ELVIA MARTHA LARIOS PONCE
JEFA DEL DEPTO. DE REC. FINANCIEROS Y CONTABILIDAD

